ISSN 1337-5458

SLOVENSKÝ
HYDROMETEOROLOGICKÝ
ÚSTAV

Bulletin

METEOROLÓGIA a KLIMATOLÓGIA

Slovenská republika

Ročník 21 2015 Číslo 6

BULLETIN
METEOROLÓGIA A KLIMATOLÓGIA
SLOVENSKÁ REPUBLIKA

BULLETIN
METEOROLOGY AND CLIMATOLOGY
SLOVAK REPUBLIC

Synoptický prehľad za jún 2015

Description of synoptic situation in June 2015

V nevýraznom tlakovom poli prešiel dňa 3. 6. od západu cez našu oblasť rozpadávajúci sa studený front.
Za ním sa k nám rozšírila tlaková výš a neskôr po jej zadnej strane k nám prúdil od juhozápadu veľmi teplý vzduch.
V dňoch 8. 6. a 9. 6. sa nad Rakúskom, Slovenskom a Maďarskom vlnil studený front.
Po jeho prechode sa k nám od severu prechodne rozšírila tlaková výš, ale od 12. 6. sa v relatívne nižšom tlaku vzduchu opäť obnovilo juhozápadné prúdenie.
Dňa 15. 6. sa nad našou oblasťou vlnil studený front a v ďalších dňoch k nám zasahoval od západu výbežok vysokého tlaku vzduchu.
Dňa 19. 6. prešiel od severozápadu cez strednú Európu oklúzny front a za ním k nám od severozápadu až severu prenikol vo vyššom tlaku chladný vzduch.
V ďalších júnových dňoch sa nad nami udržiavalo nevýrazné tlakové pole a dňa 23. 6. prešiel cez našu oblasť od severozápadu studený front.
Za týmto frontom sa k nám v chladnom vzduchu od západu rozšírila tlaková výš.
Oblasť vyššieho tlaku vzduchu zotrvávala nad vnútrozemím Európy až do záveru mesiaca.

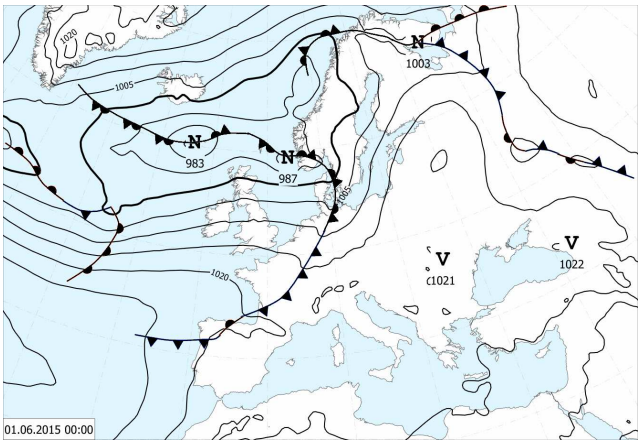
01.06.2015 00:00
N
1003
N
983
N
987
V
1021
V
1022
1020
1005

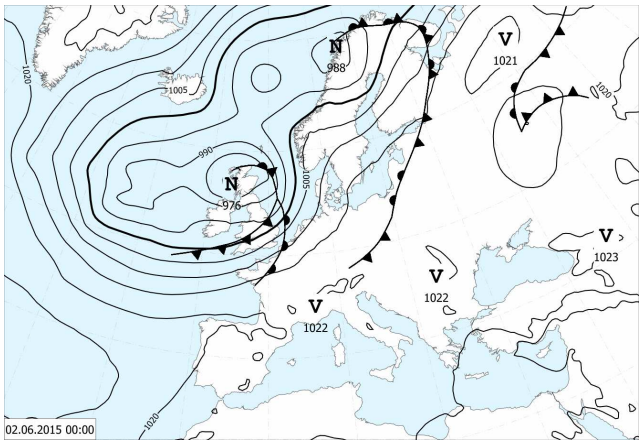
02.06.2015 00:00
N
988
N
976
V
1021
V
1022
V
1022
V
1023
1020
1005
990

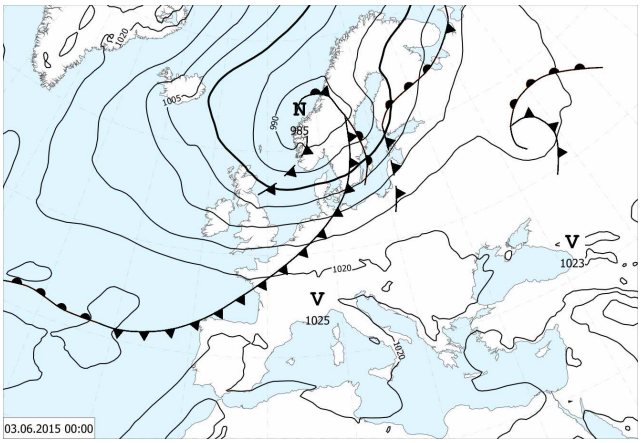
03.06.2015 00:00
N
985
V
1025
V
1023
1020
1005
990

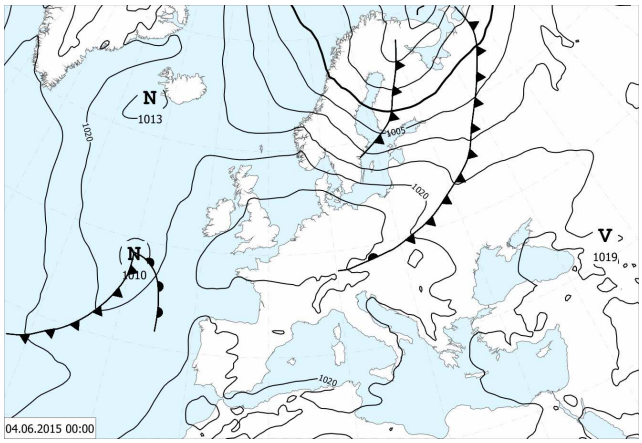
04.06.2015 00:00
N
1013
N
1010
V
1019
1020
1005

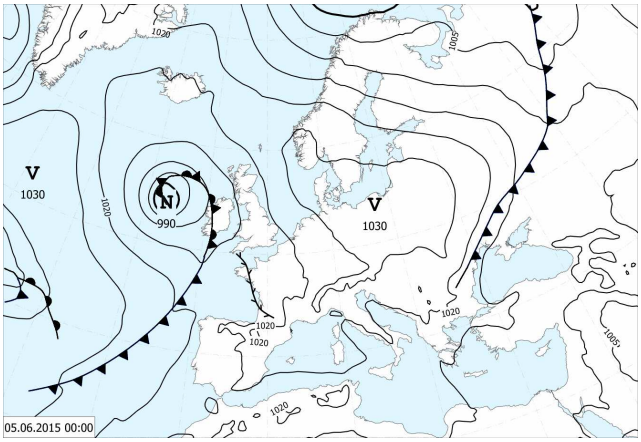
05.06.2015 00:00
V
1030
N
990
V
1030
1020
1005

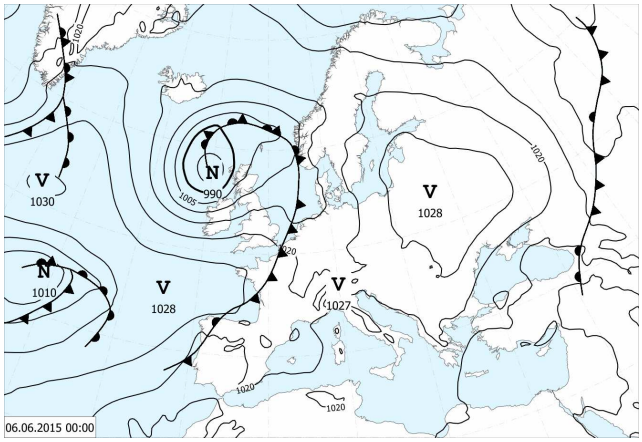
06.06.2015 00:00
V
1030
N
990
V
1028
N
1010
V
1028
V
1027
1020
1005

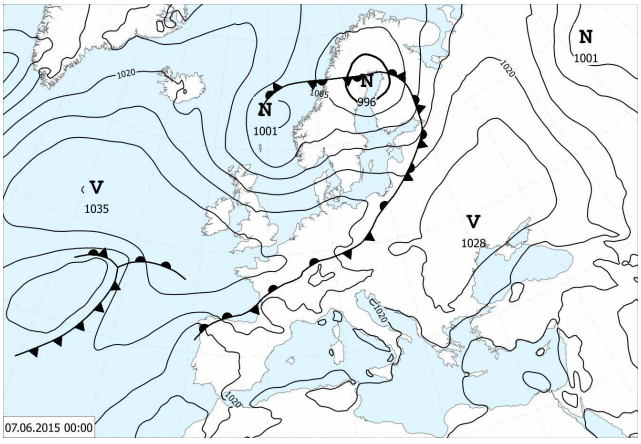
07.06.2015 00:00
N
1001
N
996
N
1001
V
1035
V
1028
1020
1005

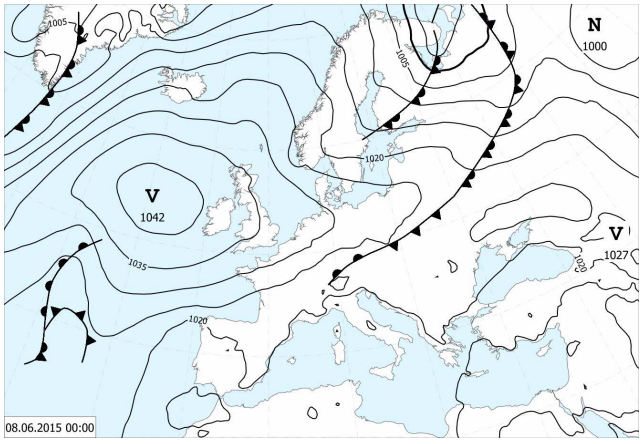
08.06.2015 00:00
N
1000
V
1042
V
1027
1020
1005
1035

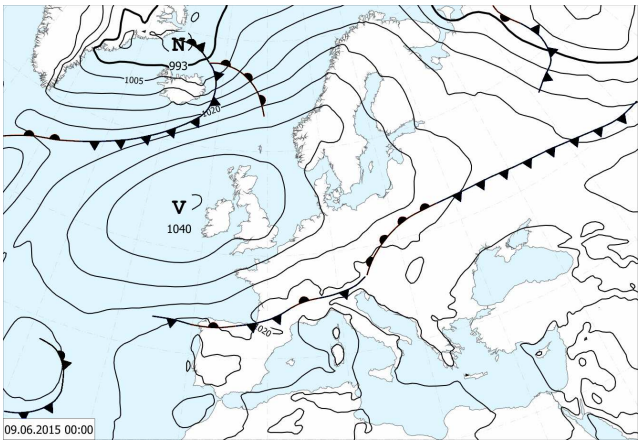
N
993
1005
1020
V
1040
1020
09.06.2015 00:00

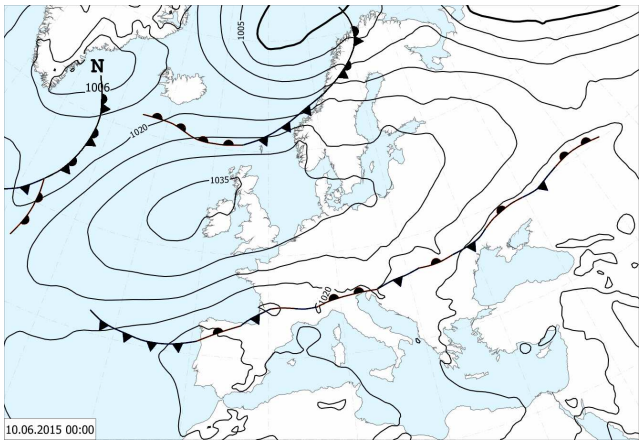
1005
N
1006
1020
1035
1020
10.06.2015 00:00

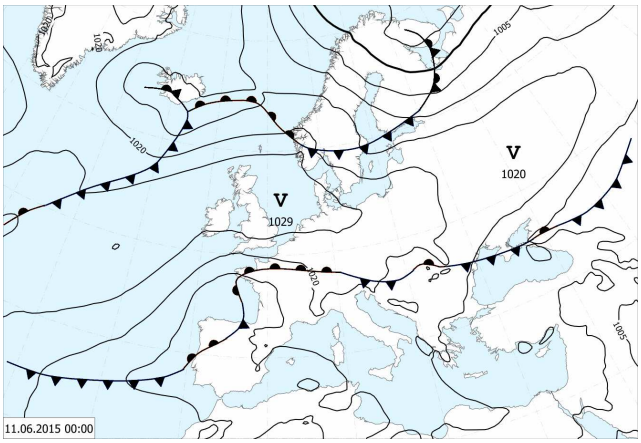
1020
1020
1005
V
1020
V
1029
1020
1005
11.06.2015 00:00

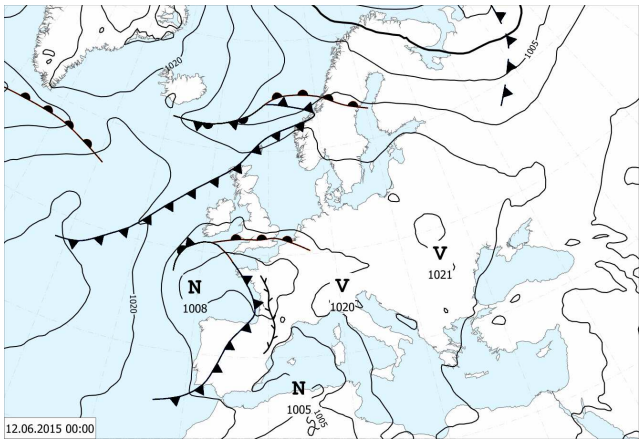
1020
1005
V
1021
N
1008
V
1020
1020
N
1005
1005
12.06.2015 00:00

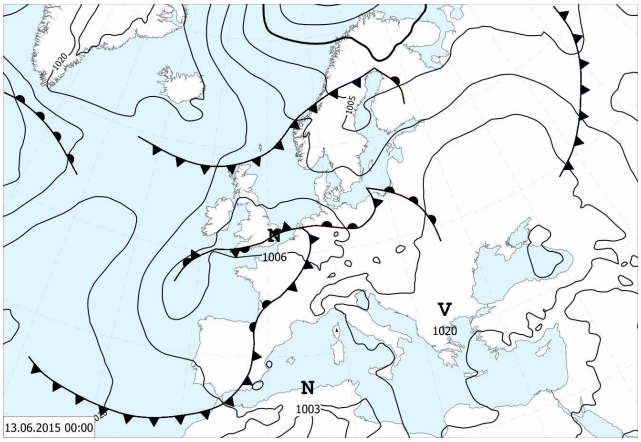
1020
1005
N
1006
V
1020
N
1003
1020
13.06.2015 00:00

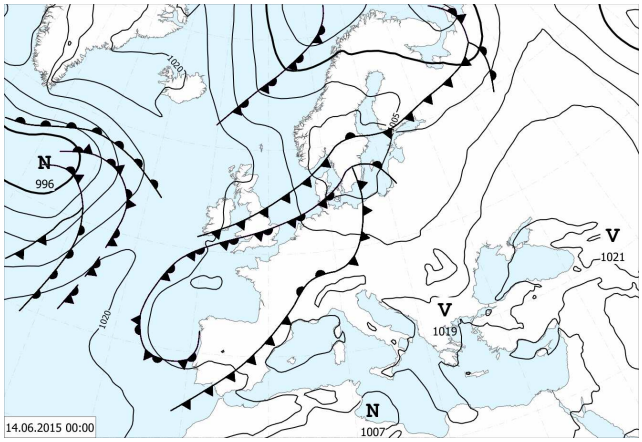
1020
1005
N
996
V
1021
1020
V
1019
N
1007
14.06.2015 00:00

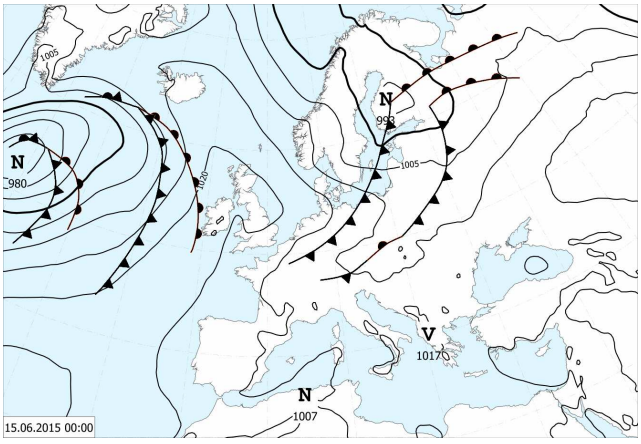
1005
N
993
N
980
1005
1020
V
1017
N
1007
15.06.2015 00:00

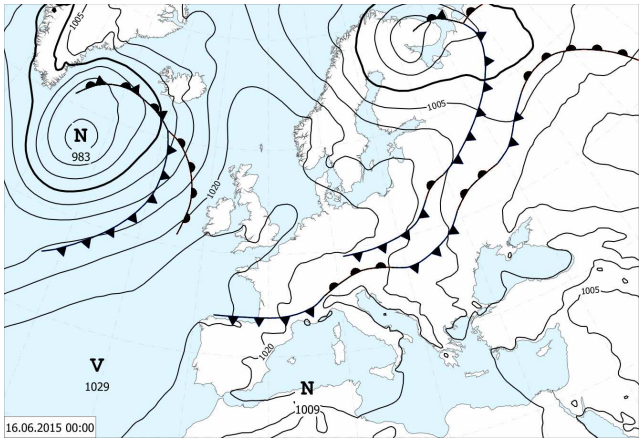
1005
N
983
1005
1020
1005
V
1029
1020
N
1009
16.06.2015 00:00

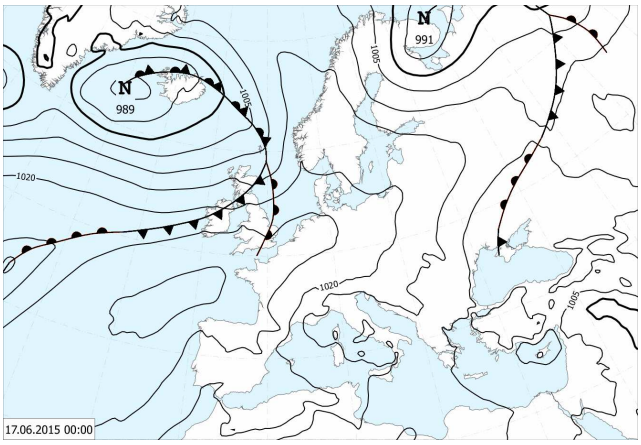
N
991
N
989
1005
1020
17.06.2015 00:00

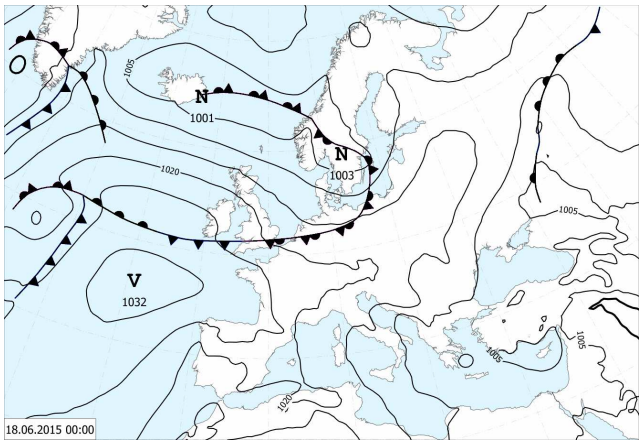
N
1001
N
1003
V
1032
1005
1020
18.06.2015 00:00

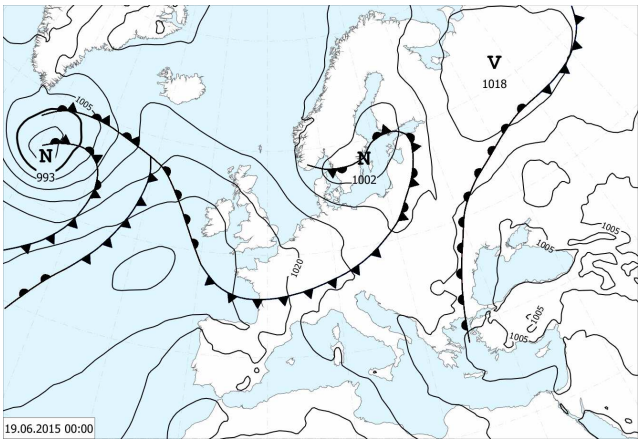
V
1018
N
993
N
1002
1005
1020
19.06.2015 00:00

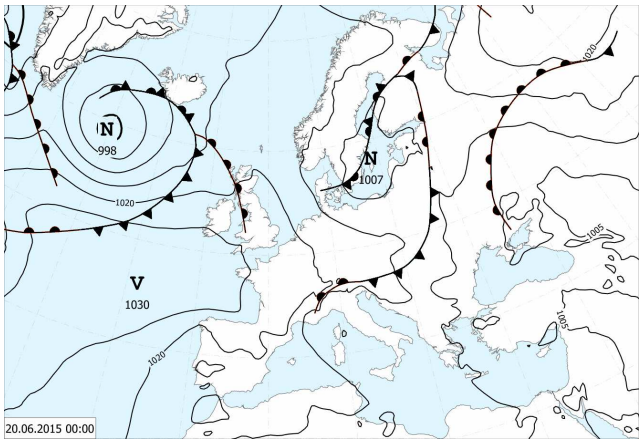
N
998
N
1007
V
1030
1005
1020
20.06.2015 00:00

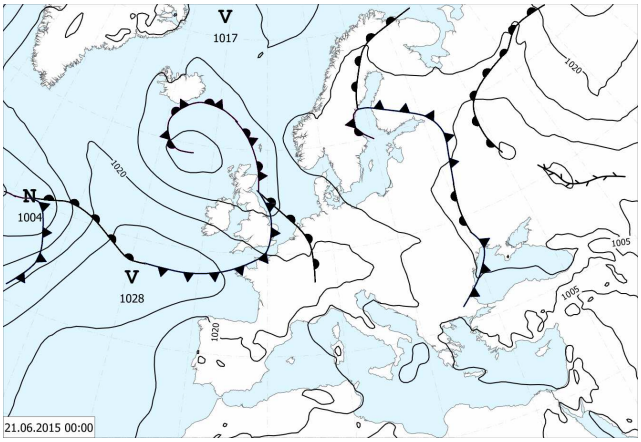
V
1017
N
1004
V
1028
1005
1020
21.06.2015 00:00

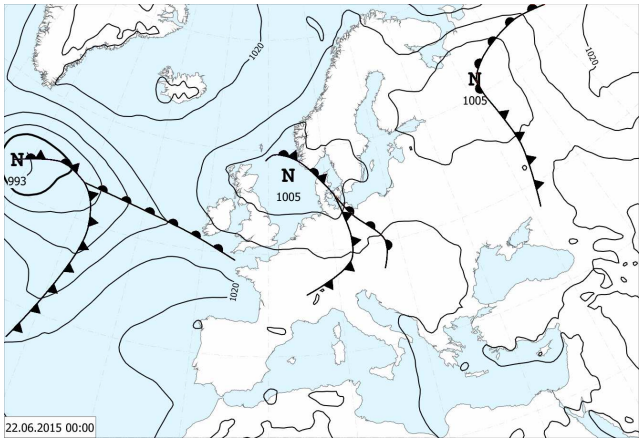
N
1005
N
993
N
1005
1020
22.06.2015 00:00

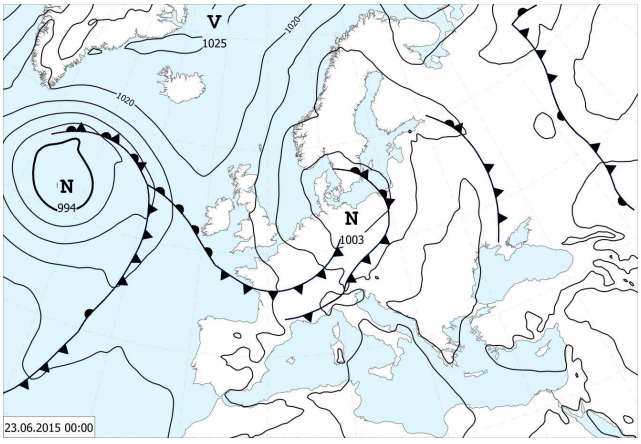
V
1025
N
994
N
1003
1020
23.06.2015 00:00

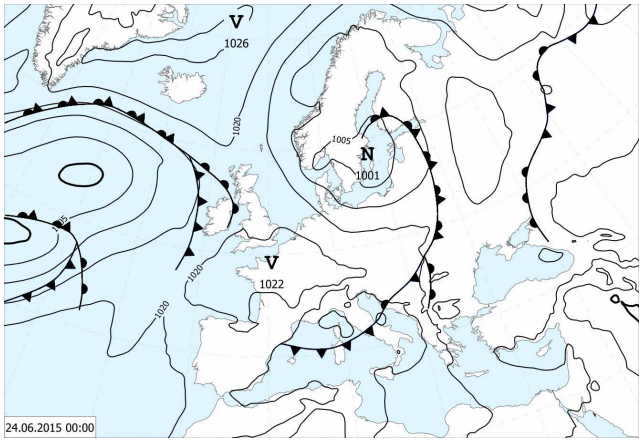
V
1026
N
1001
V
1022
1005
1020
24.06.2015 00:00

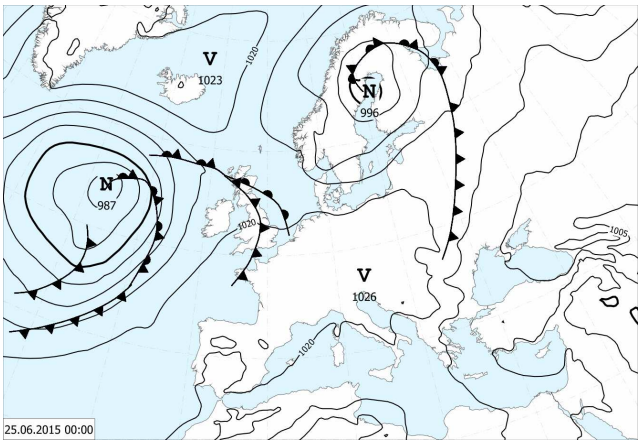
V
1023
N
996
N
987
V
1026
1020
1005
25.06.2015 00:00

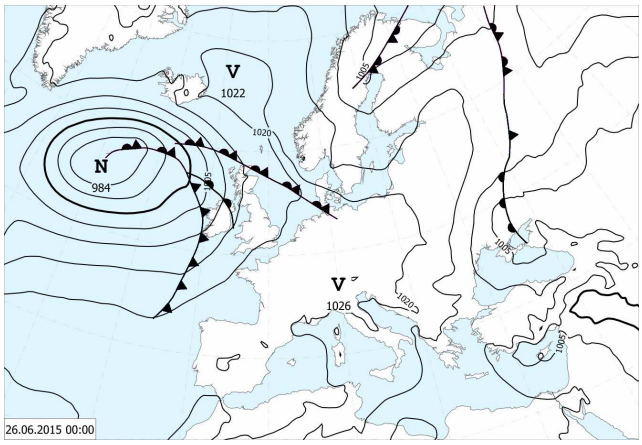
V
1022
N
984
V
1026
1020
1005
26.06.2015 00:00

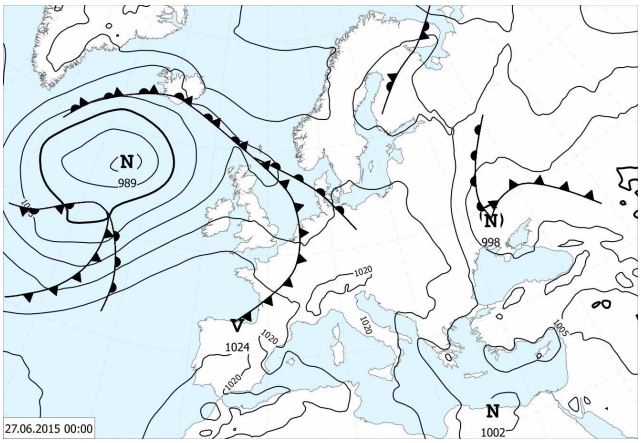
N
989
N
998
V
1024
N
1002
1020
1005
27.06.2015 00:00

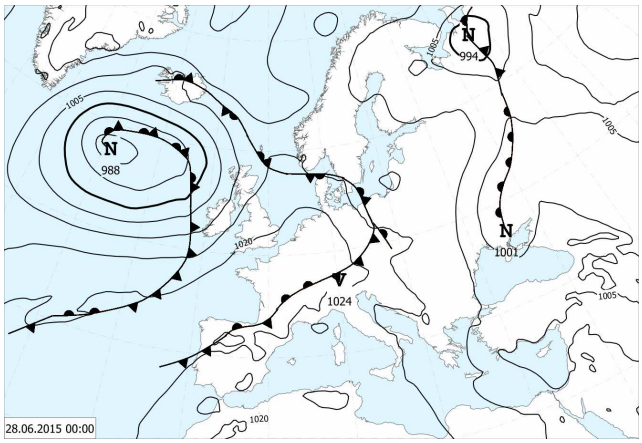
N
994
N
988
N
1001
V
1024
1020
1005
28.06.2015 00:00

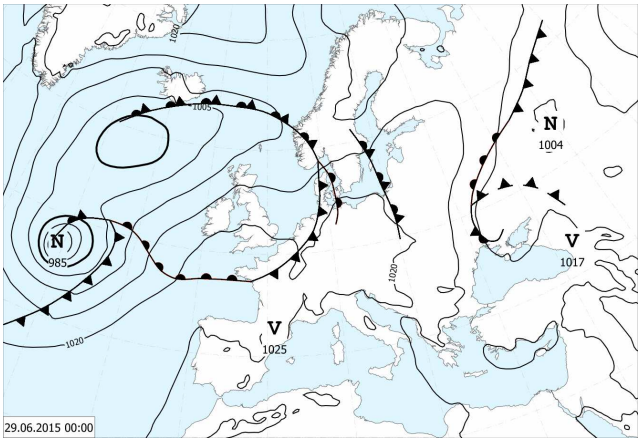
N
1004
N
985
V
1017
V
1025
1020
1005
29.06.2015 00:00

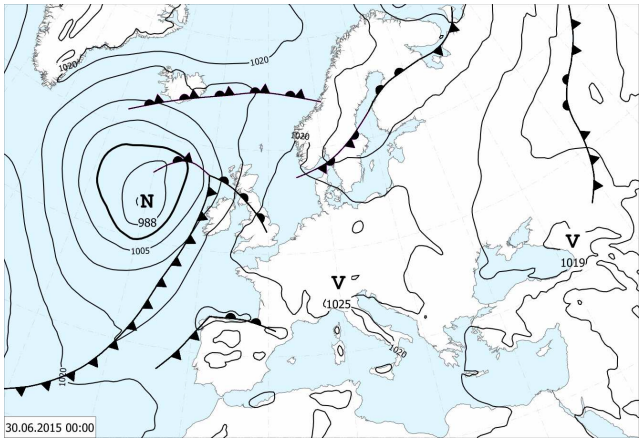
N
988
V
1019
V
1025
1020
1005
30.06.2015 00:00









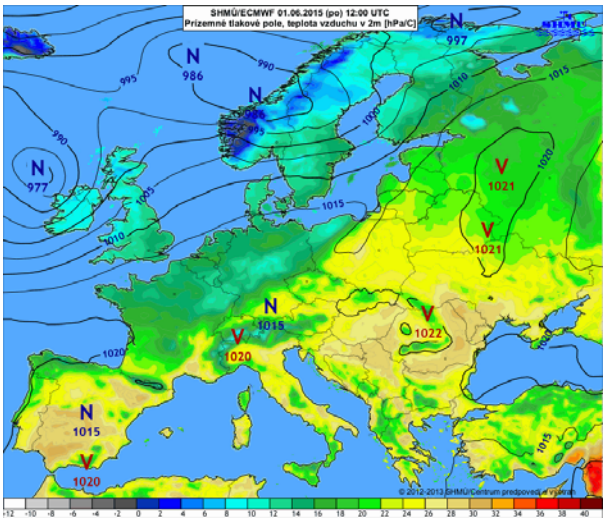
SHMÚ/ECMWF 01.06.2015 (po) 12:00 UTC
Prízemné tlakové pole, teplota vzduchu v 2m [hPa/C]
© 2012-2013 SHMÚ/Centrum predpovedí a výstrah

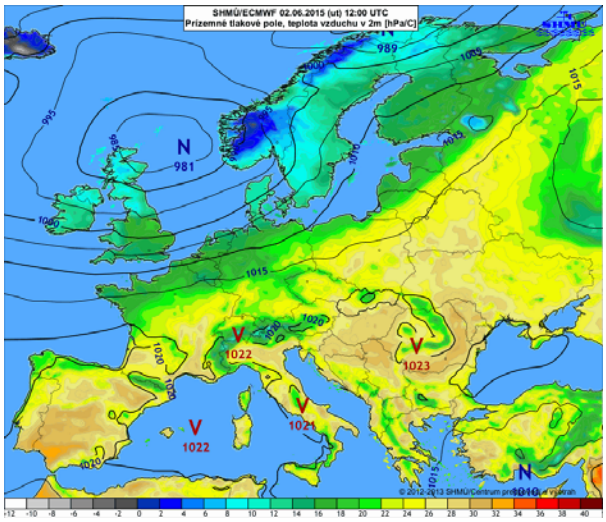
SHMÚ/ECMWF 02.06.2015 (ut) 12:00 UTC
Prízemné tlakové pole, teplota vzduchu v 2m [hPa/C]
© 2012-2013 SHMÚ/Centrum predpovedí a výstrah

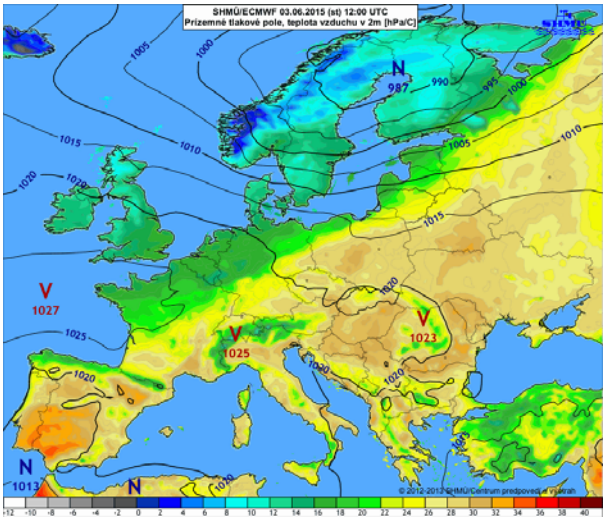
SHMÚ/ECMWF 03.06.2015 (st) 12:00 UTC
Prízemné tlakové pole, teplota vzduchu v 2m [hPa/C]
© 2012-2013 SHMÚ/Centrum predpovedí a výstrah

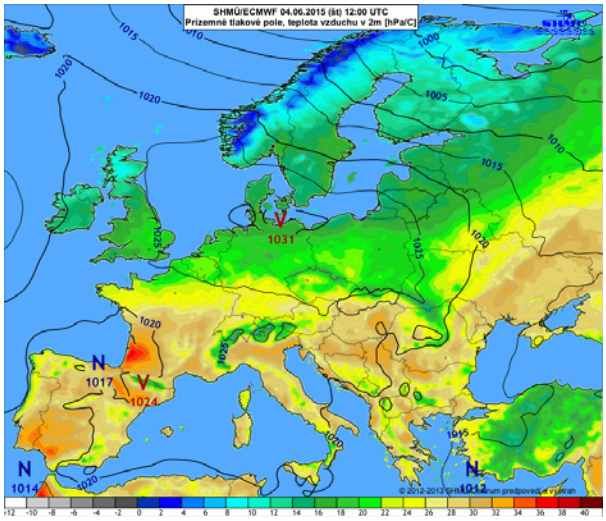
SHMÚ/ECMWF 04.06.2015 (štv) 12:00 UTC
Prízemné tlakové pole, teplota vzduchu v 2m [hPa/C]
© 2012-2013 SHMÚ/Centrum predpovedí a výstrah

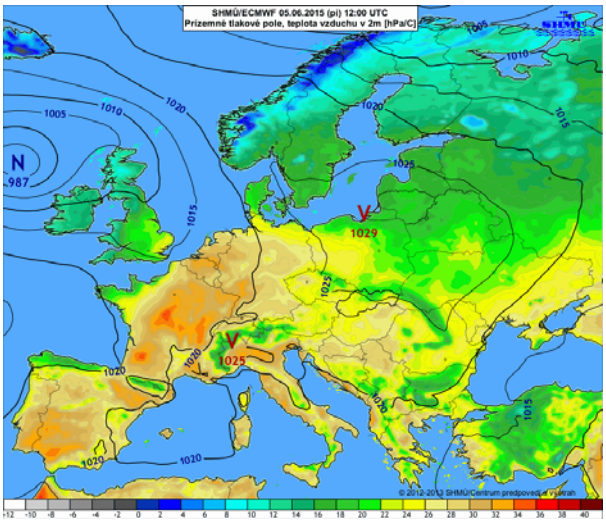
SHMÚ/ECMWF 05.06.2015 (pi) 12:00 UTC
Prízemné tlakové pole, teplota vzduchu v 2m [hPa/C]
© 2012-2013 SHMÚ/Centrum predpovedí a výstrah

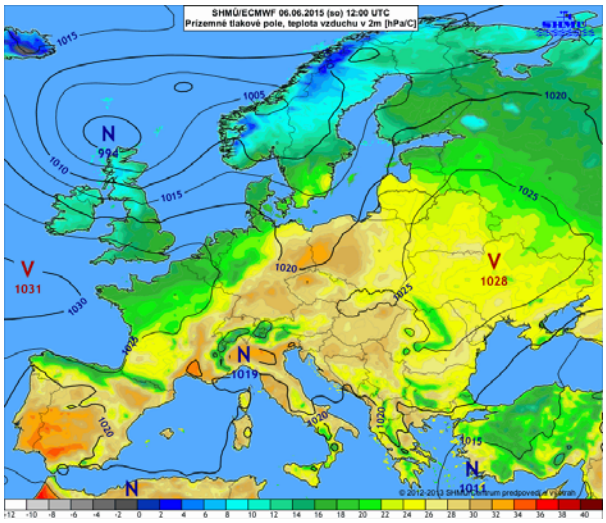
SHMÚ/ECMWF 06.06.2015 (so) 12:00 UTC
Prízemné tlakové pole, teplota vzduchu v 2m [hPa/C]
© 2012-2013 SHMÚ/Centrum predpovedí a výstrah

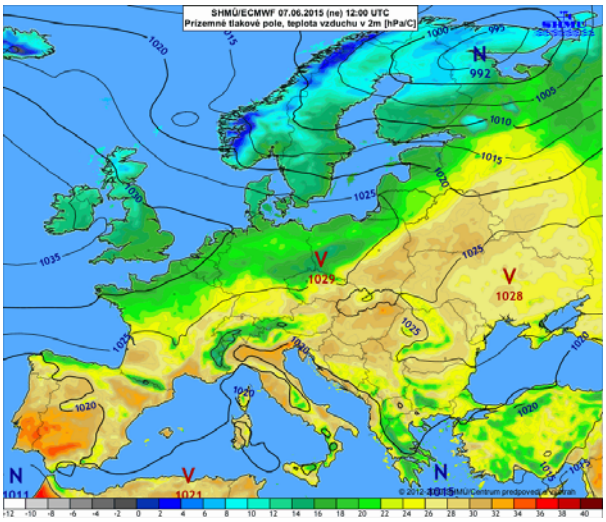
SHMÚ/ECMWF 07.06.2015 (ne) 12:00 UTC
Prízemné tlakové pole, teplota vzduchu v 2m [hPa/C]
© 2012-2013 SHMÚ/Centrum predpovedí a výstrah

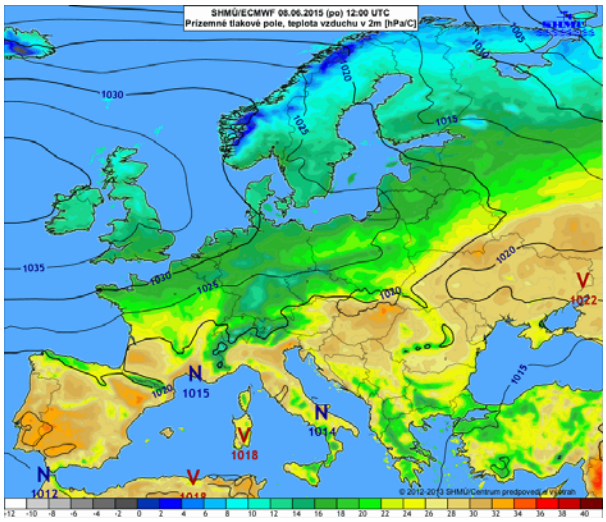
SHMÚ/ECMWF 08.06.2015 (po) 12:00 UTC
Prízemné tlakové pole, teplota vzduchu v 2m [hPa/C]
© 2012-2013 SHMÚ/Centrum predpovedí a výstrah

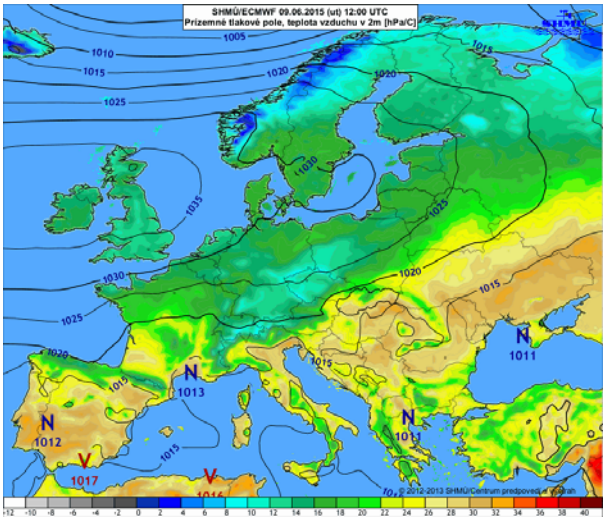
SHMÚ/ECMWF 09.06.2015 (ut) 12:00 UTC
Prízemné tlakové pole, teplota vzduchu v 2m [hPa/C]
© 2012-2013 SHMÚ/Centrum predpovedí a výstrah

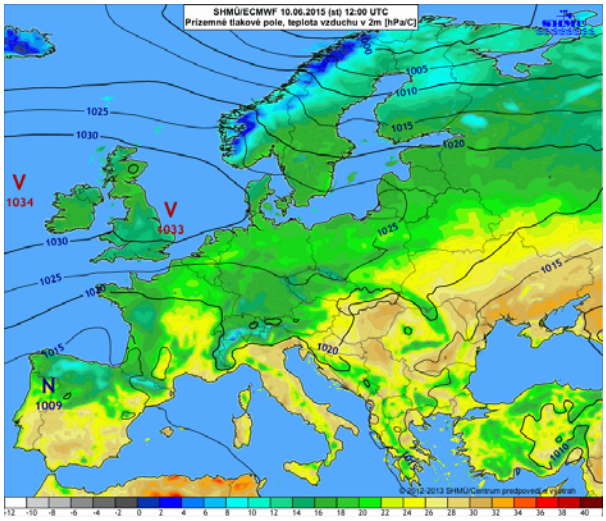
SHMÚ/ECMWF 10.06.2015 (st) 12:00 UTC
Prízemné tlakové pole, teplota vzduchu v 2m [hPa/C]
© 2012-2013 SHMÚ/Centrum predpovedí a výstrah

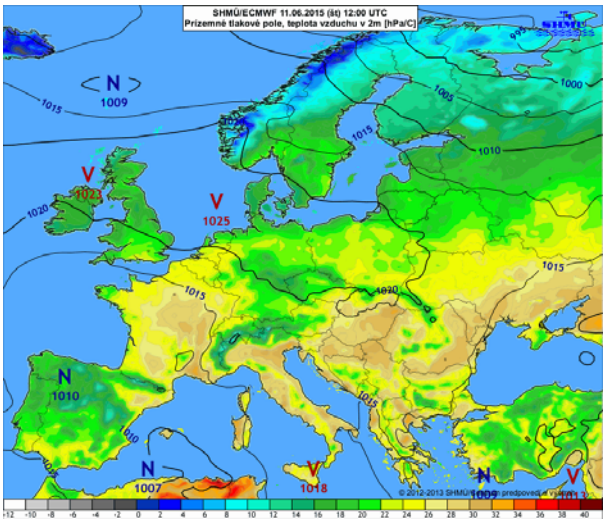
SHMÚ/ECMWF 11.06.2015 (štv) 12:00 UTC
Prízemné tlakové pole, teplota vzduchu v 2m [hPa/C]
© 2012-2013 SHMÚ/Centrum predpovedí a výstrah

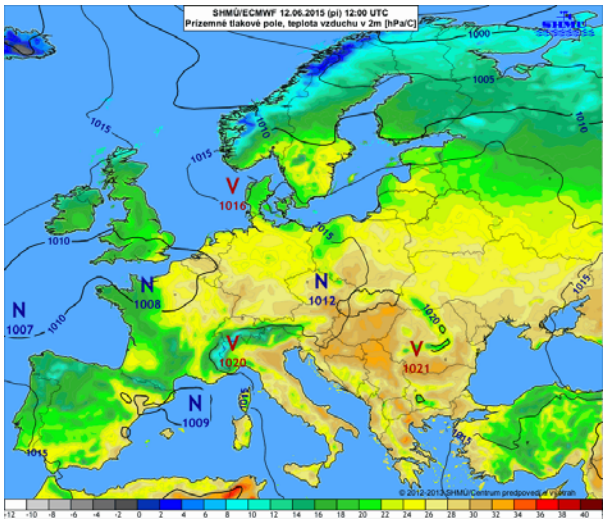
SHMÚ/ECMWF 12.06.2015 (pi) 12:00 UTC
Prízemné tlakové pole, teplota vzduchu v 2m [hPa/C]
© 2012-2013 SHMÚ/Centrum predpovedí a výstrah

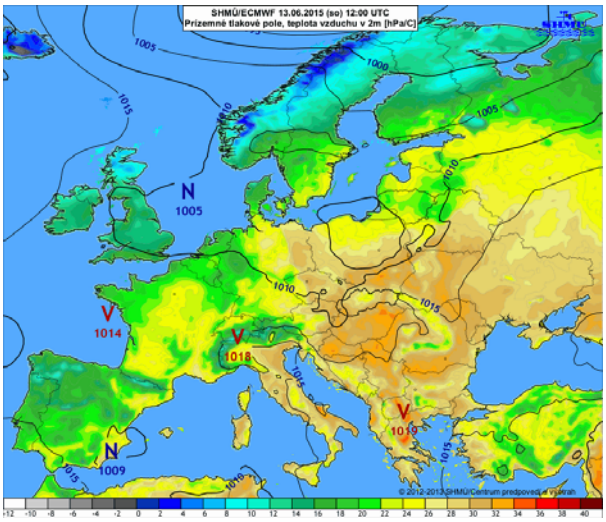
SHMÚ/ECMWF 13.06.2015 (so) 12:00 UTC
Prízemné tlakové pole, teplota vzduchu v 2m [hPa/C]
© 2012-2013 SHMÚ/Centrum predpovedí a výstrah

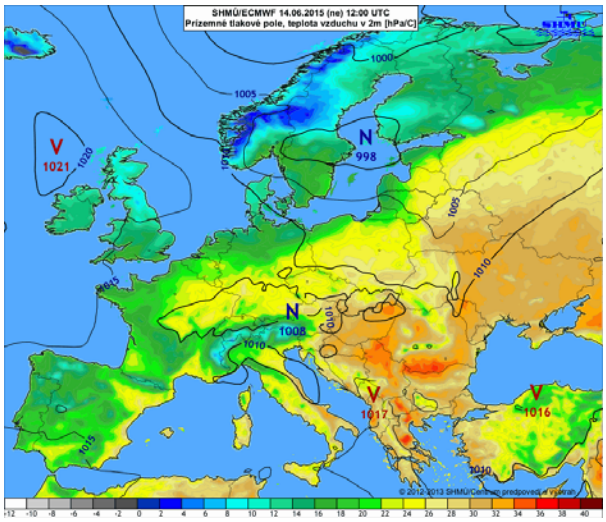
SHMÚ/ECMWF 14.06.2015 (ne) 12:00 UTC
Prízemné tlakové pole, teplota vzduchu v 2m [hPa/C]
© 2012-2013 SHMÚ/Centrum predpovedí a výstrah

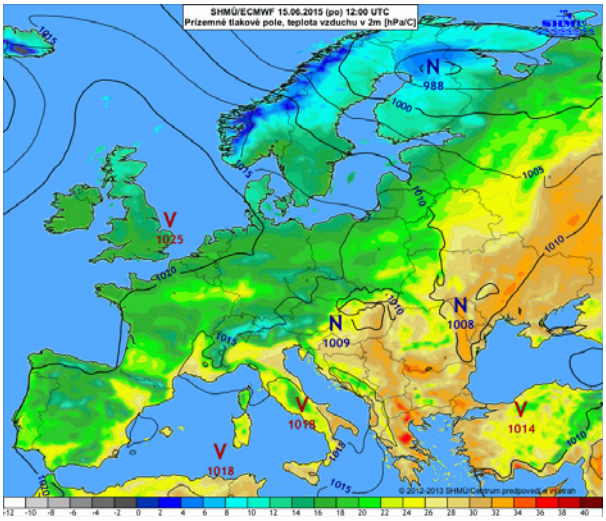
SHMÚ/ECMWF 15.06.2015 (po) 12:00 UTC
Prízemné tlakové pole, teplota vzduchu v 2m [hPa/C]
© 2012-2013 SHMÚ/Centrum predpovedí a výstrah

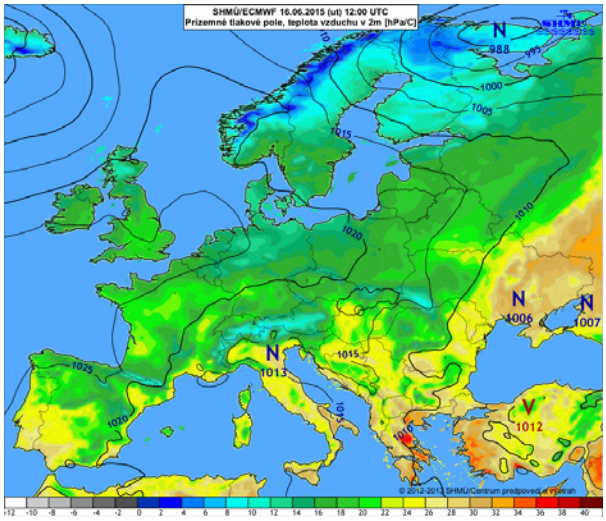
SHMÚ/ECMWF 16.06.2015 (ut) 12:00 UTC
Prízemné tlakové pole, teplota vzduchu v 2m [hPa/C]
© 2012-2013 SHMÚ/Centrum predpovedí a výstrah

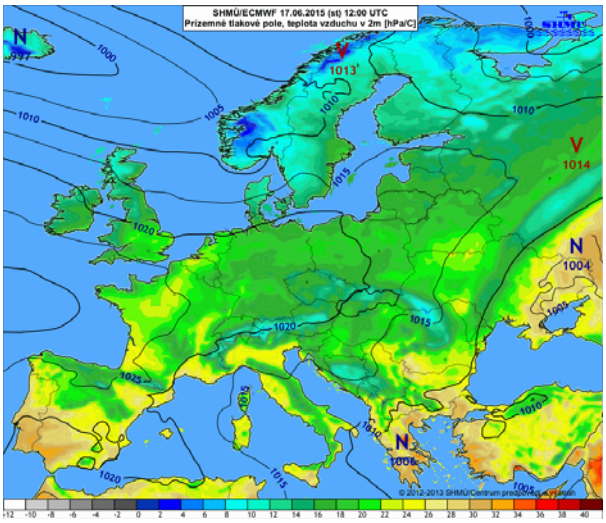
SHMÚ/ECMWF 17.06.2015 (st) 12:00 UTC
Prízemné tlakové pole, teplota vzduchu v 2m [hPa/C]
© 2012-2013 SHMÚ/Centrum predpovedí a výstrah

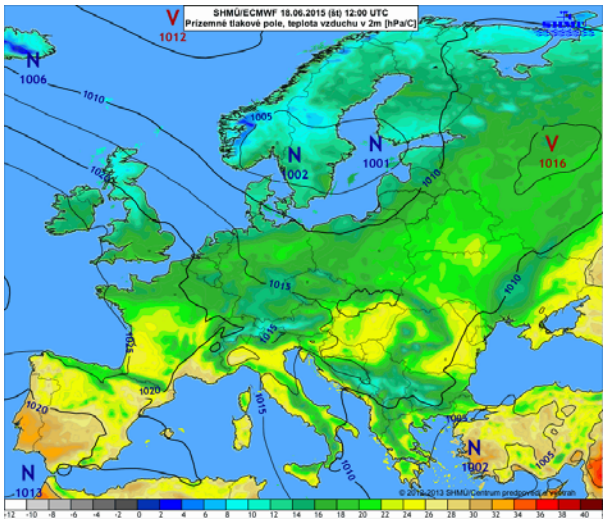
SHMÚ/ECMWF 18.06.2015 (štv) 12:00 UTC
Prízemné tlakové pole, teplota vzduchu v 2m [hPa/C]
© 2012-2013 SHMÚ/Centrum predpovedí a výstrah

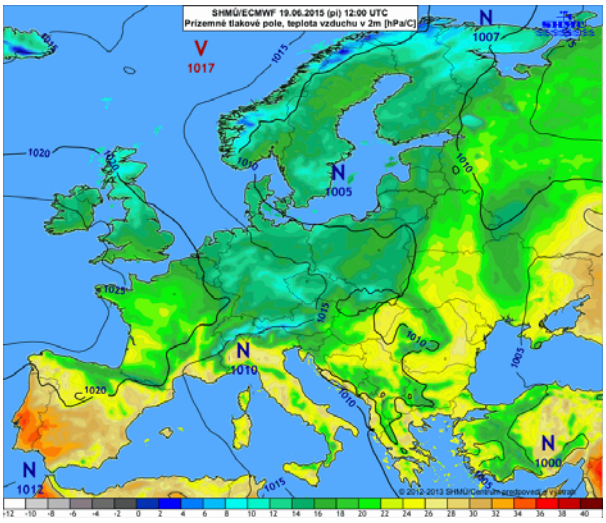
SHMÚ/ECMWF 19.06.2015 (pi) 12:00 UTC
Prízemné tlakové pole, teplota vzduchu v 2m [hPa/C]
© 2012-2013 SHMÚ/Centrum predpovedí a výstrah

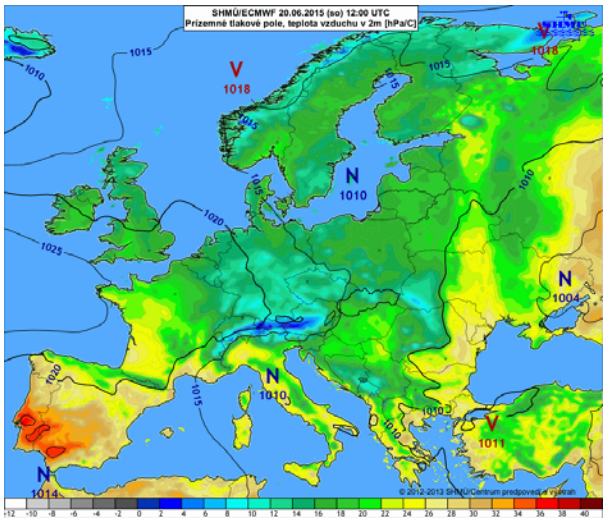
SHMÚ/ECMWF 20.06.2015 (so) 12:00 UTC
Prízemné tlakové pole, teplota vzduchu v 2m [hPa/C]
© 2012-2013 SHMÚ/Centrum predpovedí a výstrah

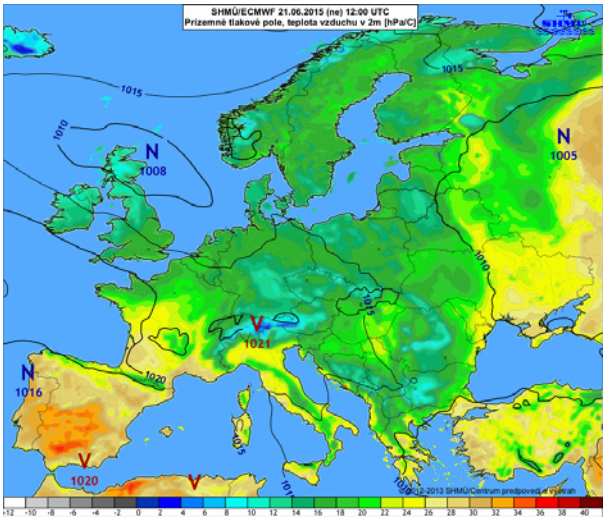
SHMÚ/ECMWF 21.06.2015 (ne) 12:00 UTC
Prízemné tlakové pole, teplota vzduchu v 2m [hPa/C]
© 2012-2013 SHMÚ/Centrum predpovedí a výstrah

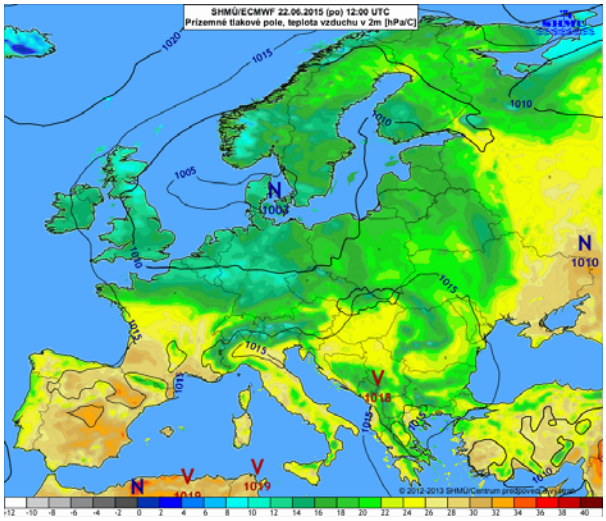
SHMÚ/ECMWF 22.06.2015 (po) 12:00 UTC
Prízemné tlakové pole, teplota vzduchu v 2m [hPa/C]
© 2012-2013 SHMÚ/Centrum predpovedí a výstrah

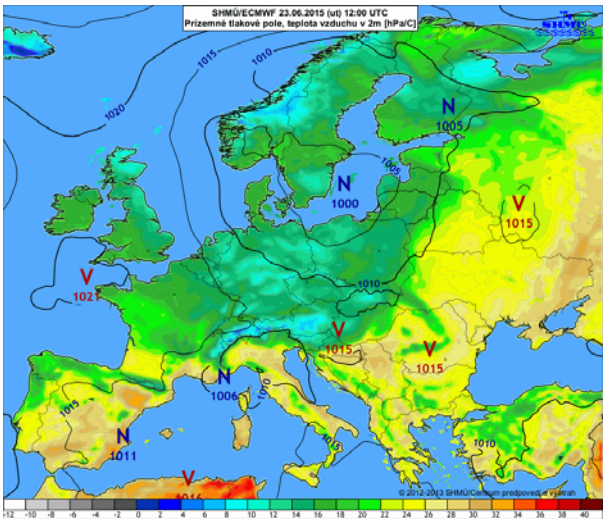
SHMÚ/ECMWF 23.06.2015 (ut) 12:00 UTC
Prízemné tlakové pole, teplota vzduchu v 2m [hPa/C]
© 2012-2013 SHMÚ/Centrum predpovedí a výstrah

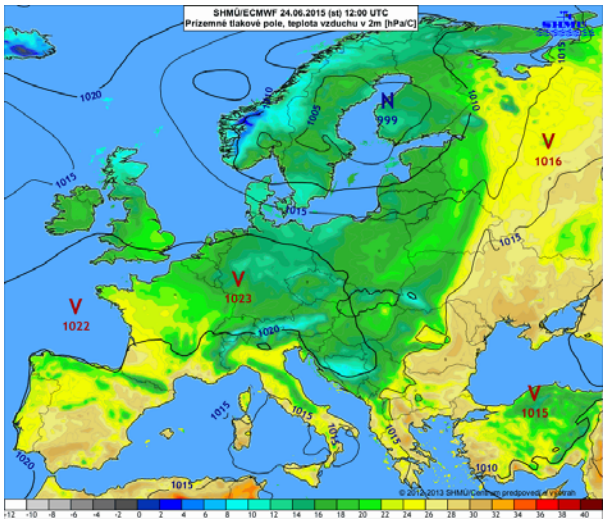
SHMÚ/ECMWF 24.06.2015 (st) 12:00 UTC
Prízemné tlakové pole, teplota vzduchu v 2m [hPa/C]
© 2012-2013 SHMÚ/Centrum predpovedí a výstrah

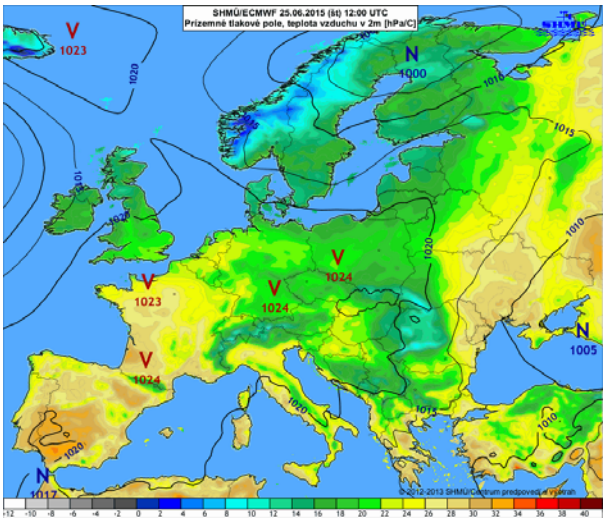
SHMÚ/ECMWF 25.06.2015 (štvrtok) 12:00 UTC
Prízemné tlakové pole, teplota vzduchu v 2m [hPa/C]
© 2012-2013 SHMÚ/Centrum predpovedí a výstrah

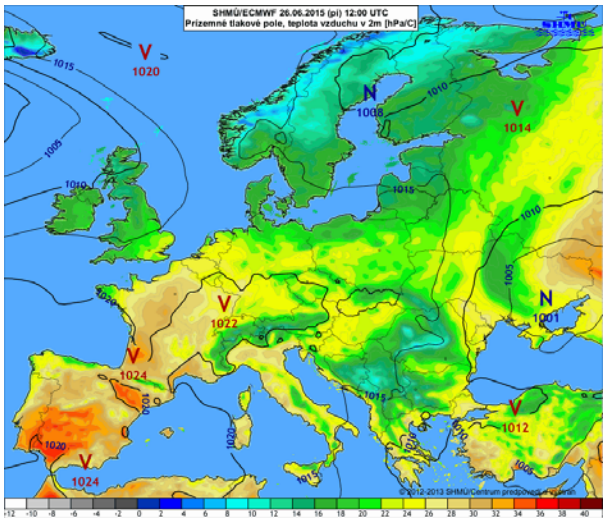
SHMÚ/ECMWF 26.06.2015 (piatok) 12:00 UTC
Prízemné tlakové pole, teplota vzduchu v 2m [hPa/C]
© 2012-2013 SHMÚ/Centrum predpovedí a výstrah

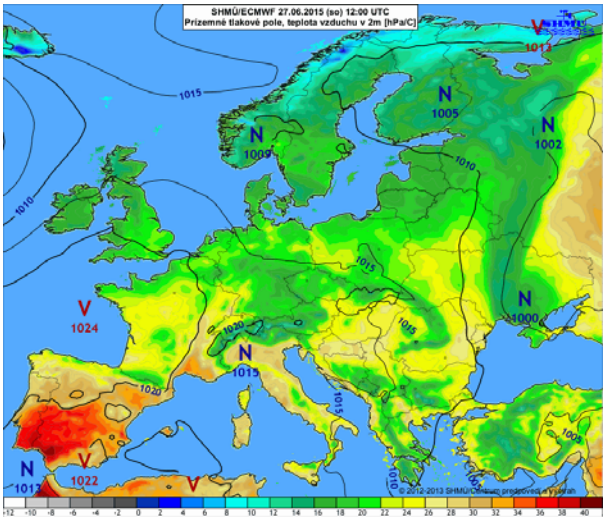
SHMÚ/ECMWF 27.06.2015 (sobota) 12:00 UTC
Prízemné tlakové pole, teplota vzduchu v 2m [hPa/C]
© 2012-2013 SHMÚ/Centrum predpovedí a výstrah

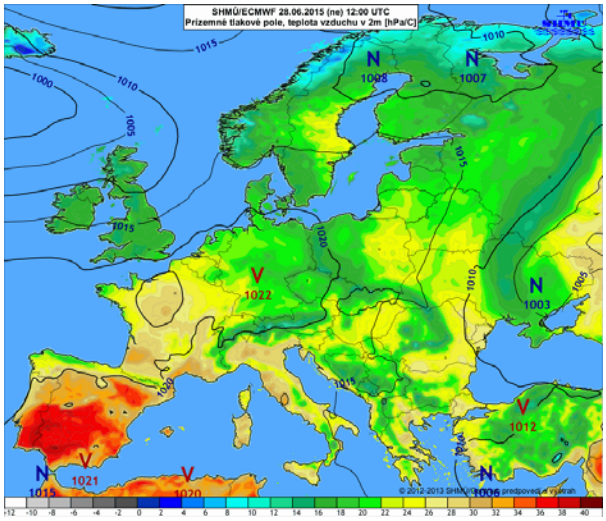
SHMÚ/ECMWF 28.06.2015 (nedeľa) 12:00 UTC
Prízemné tlakové pole, teplota vzduchu v 2m [hPa/C]
© 2012-2013 SHMÚ/Centrum predpovedí a výstrah

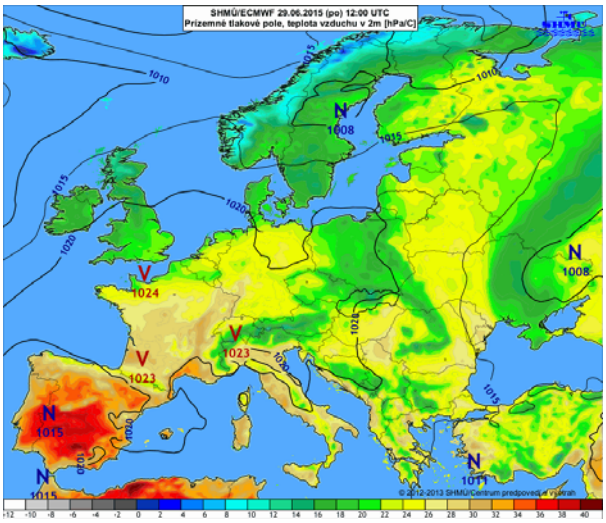
SHMÚ/ECMWF 29.06.2015 (pondelok) 12:00 UTC
Prízemné tlakové pole, teplota vzduchu v 2m [hPa/C]
© 2012-2013 SHMÚ/Centrum predpovedí a výstrah

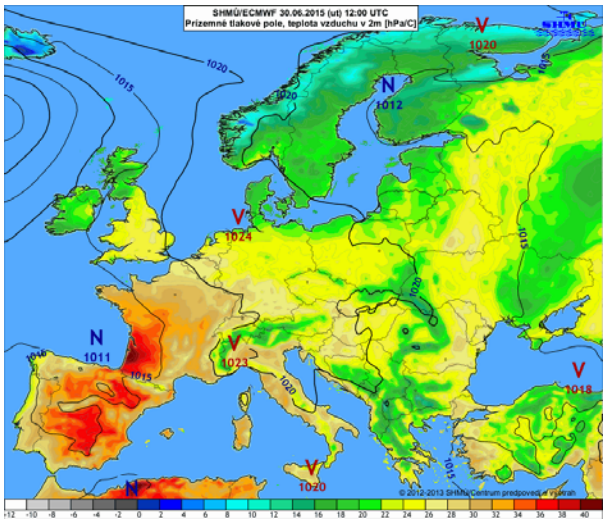
SHMÚ/ECMWF 30.06.2015 (utorok) 12:00 UTC
Prízemné tlakové pole, teplota vzduchu v 2m [hPa/C]
© 2012-2013 SHMÚ/Centrum predpovedí a výstrah

Priemerná denná teplota vzduchu na vybraných staniciach SR za 6/2015
Daily means of air temperature at selected stations of Slovakia during 6/2015

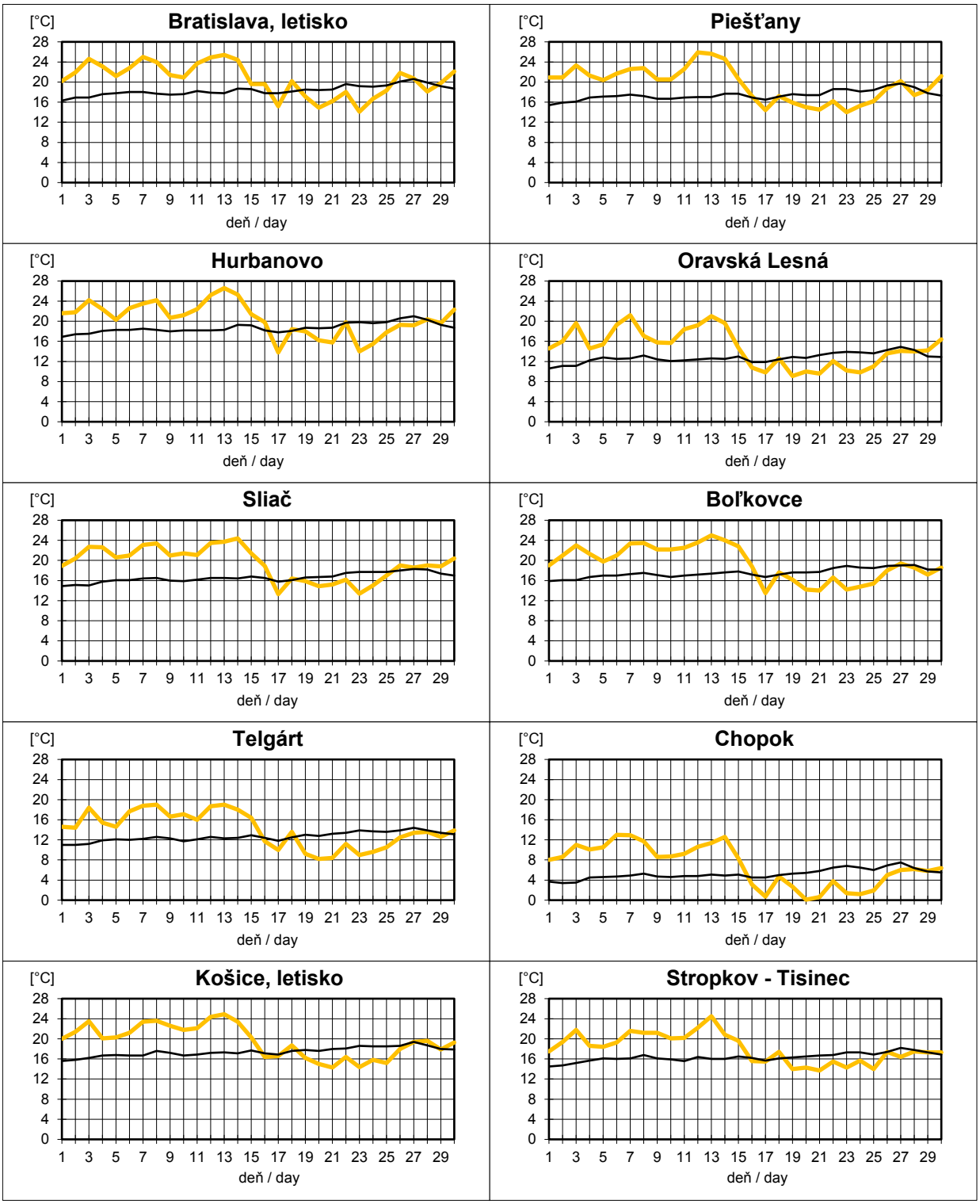

Legenda / Legend:

Čiary: **hrubá** - aktuálna hodnota mesiaca a dňa, **tenká** - denný priemer za 1961-1990

(June 2015 - **thick** line, normal 1961-1990 - **thin** line)

Odchýlky júnovej teploty vzduchu od normálu 1961-1990 v SR
Deviations of June temperature from normal 1961-1990 in Slovakia

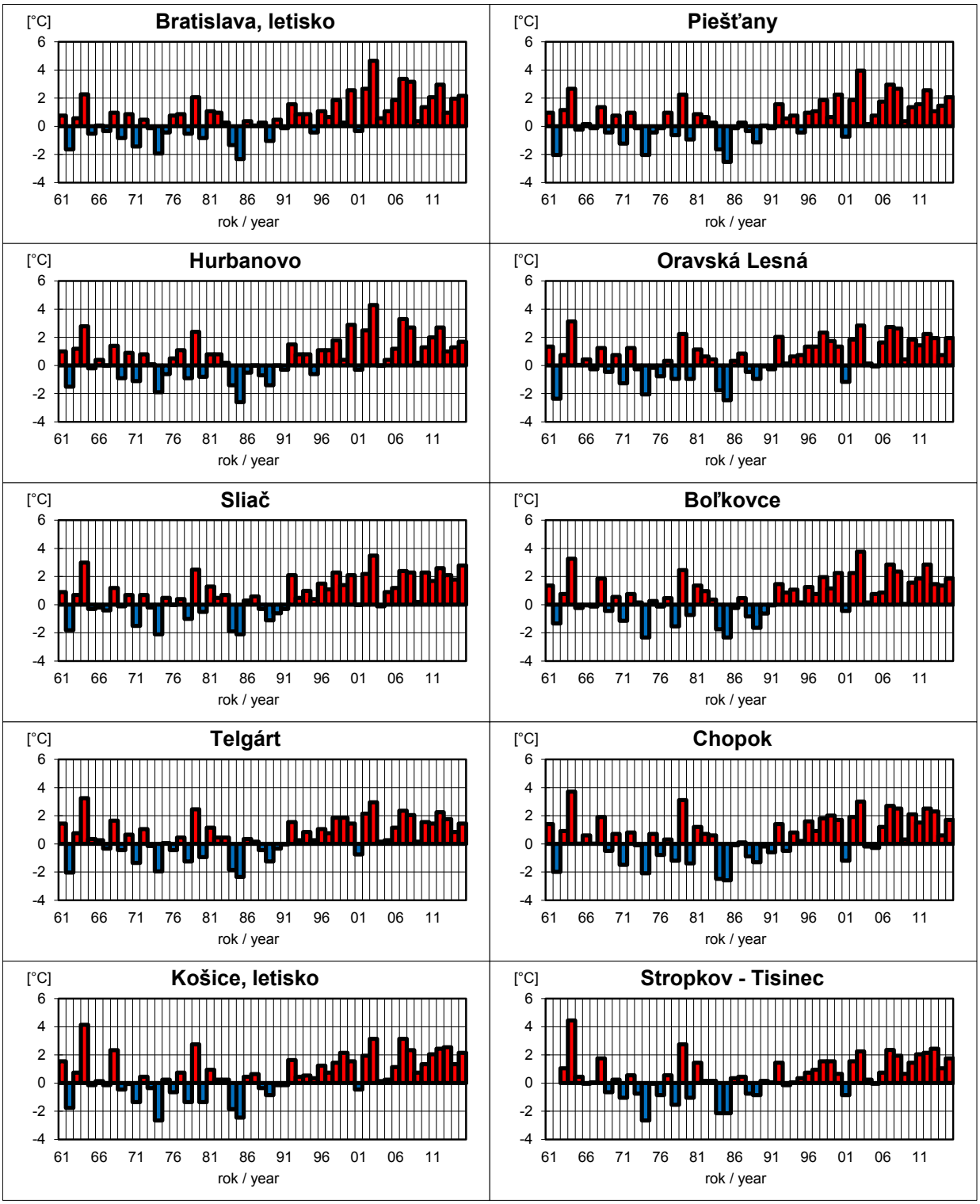

Poznámka / Note:

61 = rok/year 1961

01 = rok/year 2001

Denná relatívna vlhkosť vzduchu o 14. h na vybraných staniciach SR za 6/2015
Daily relative air humidity at 2 PM at selected stations of Slovakia during 6/2015

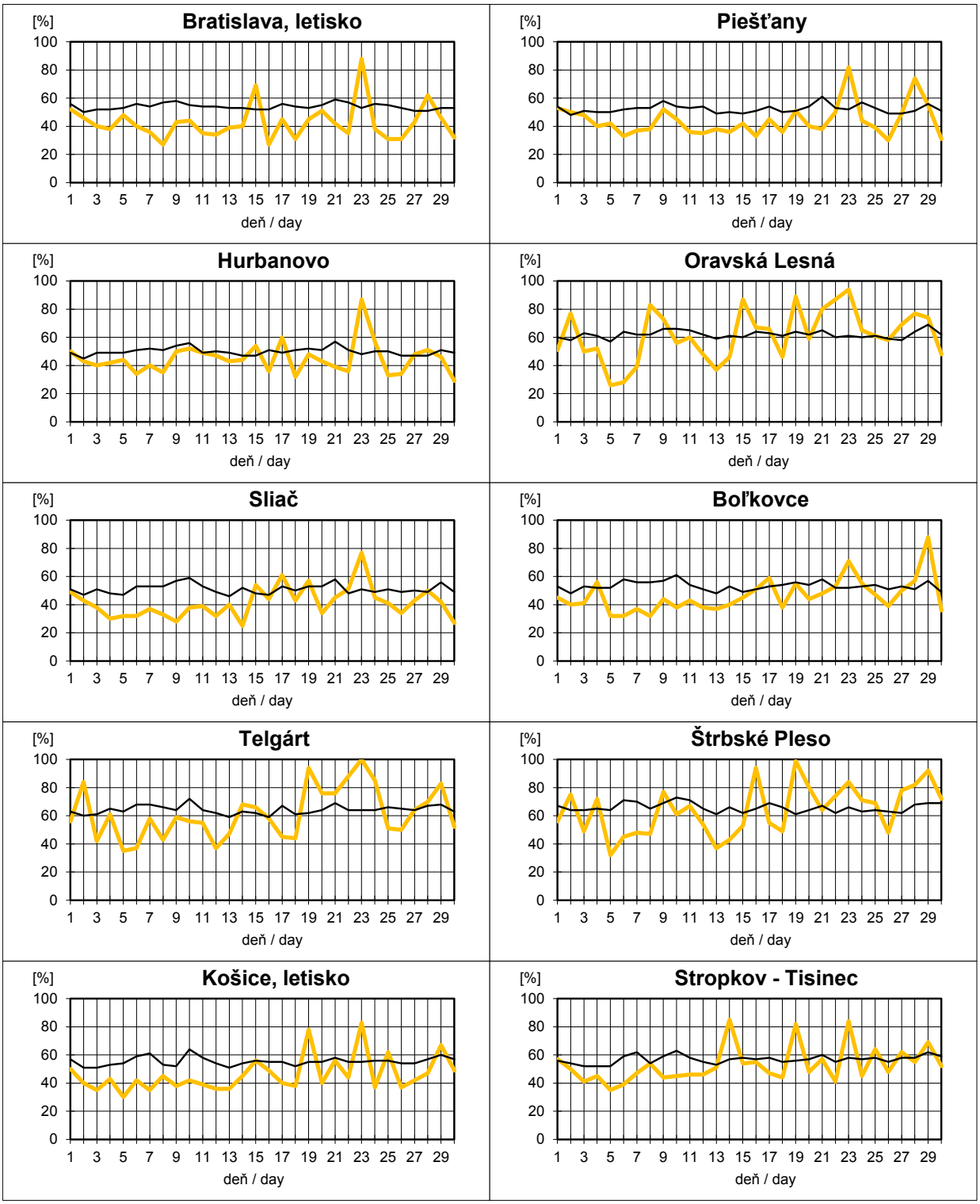

Legenda / Legend:

Čiary: **hrubá** - aktuálna hodnota mesiaca a dňa, **tenká** - denný priemer za 1961-1990

(June 2015 - **thick** line, normal 1961-1990 - **thin** line)

Absolútne odchýlky júnovej relatívnej vlhkosti vzduchu o 14. h od normálu 1961-1990 v SR
Absolute deviations of June relative air humidity at 2 PM from normal 1961-1990 in Slovakia

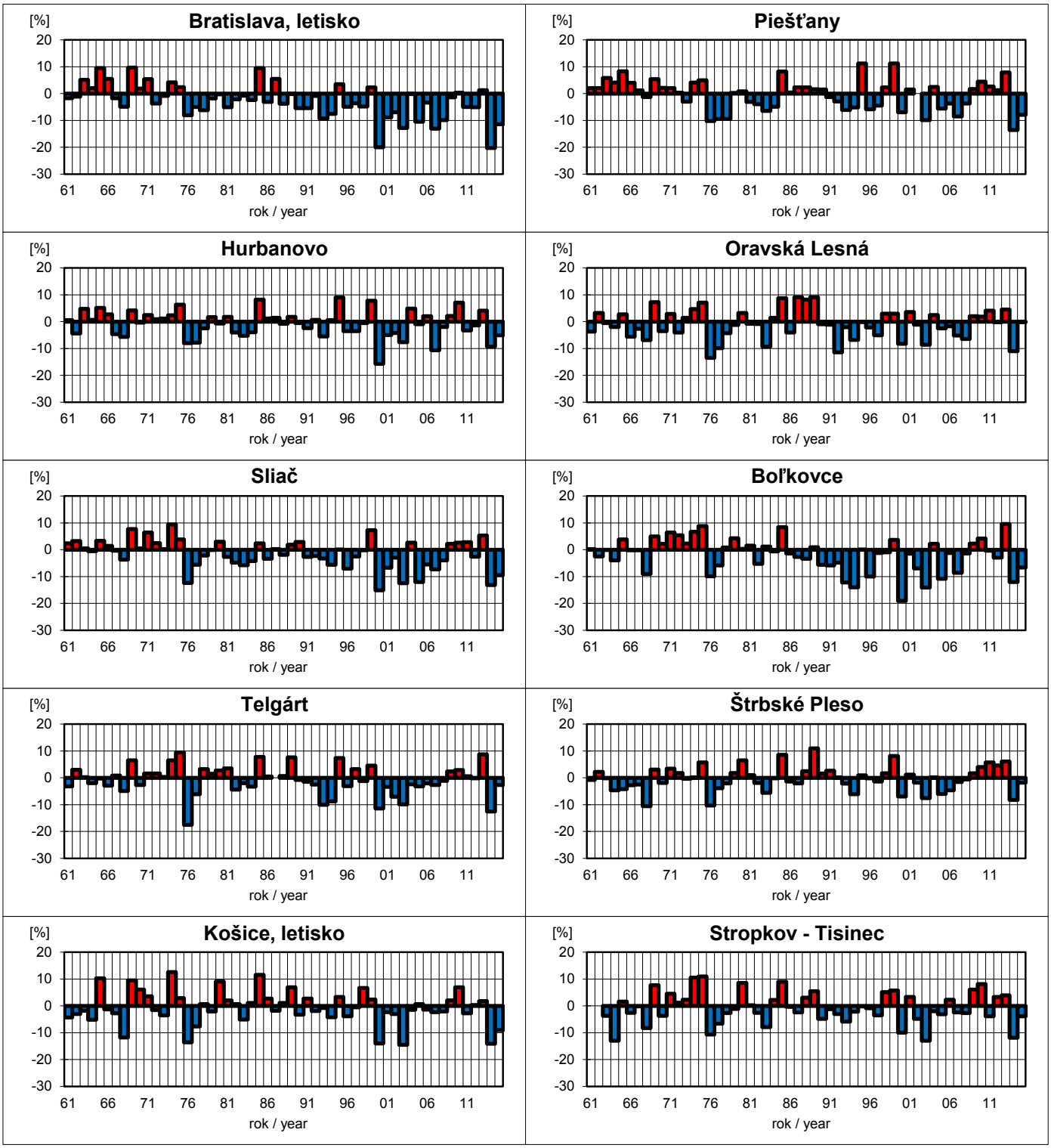

Poznámka / Note:

61 = rok/year 1961

01 = rok/year 2001

Denné úhrny atmosférických zrážok na vybraných staniciach SR za 6/2015
Daily precipitation totals at selected stations of Slovakia during 6/2015

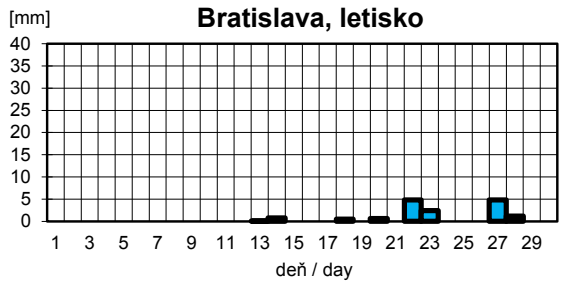

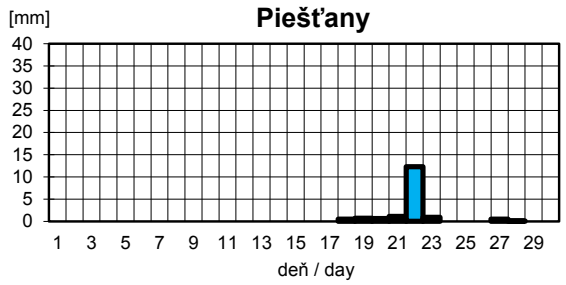

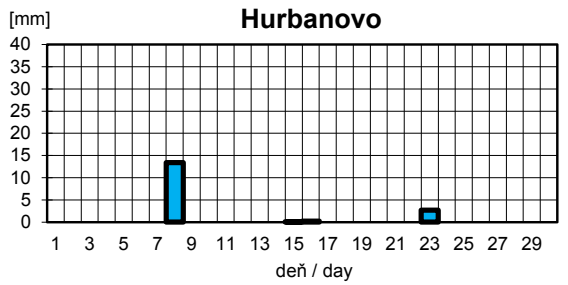

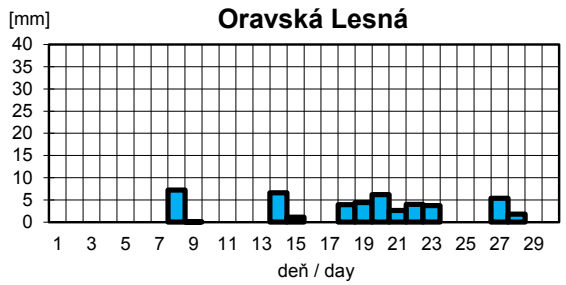

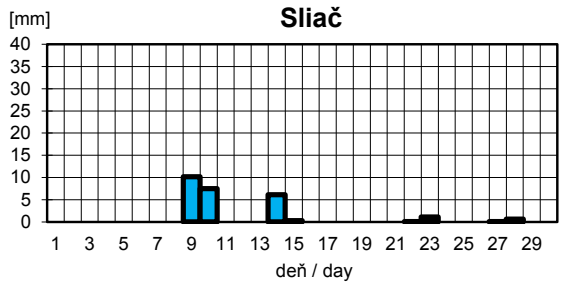

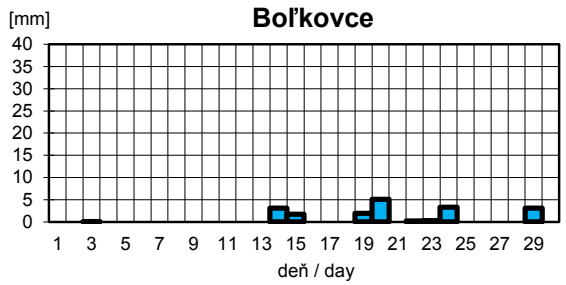

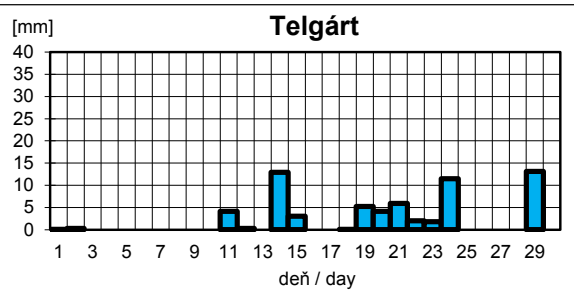

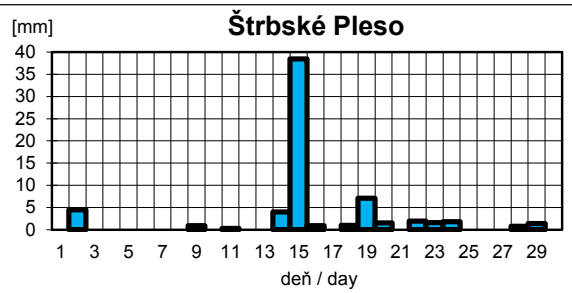

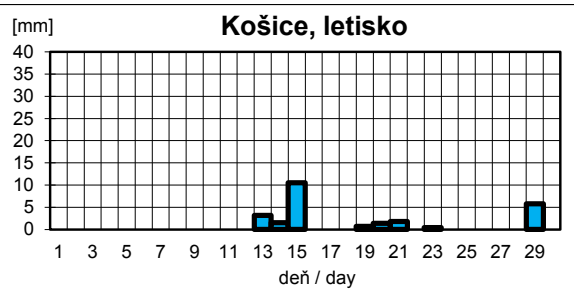

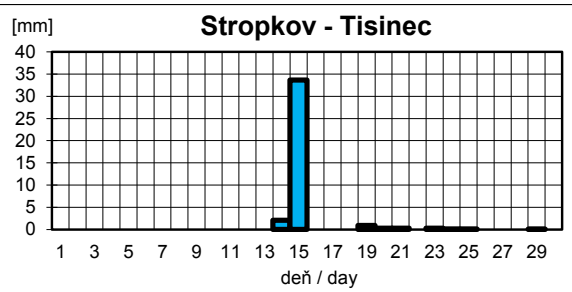

Odchýlky júnových atmosférických zrážok od normálu 1961-1990 v SR
Deviations of June precipitation from normal 1961-1990 in Slovakia

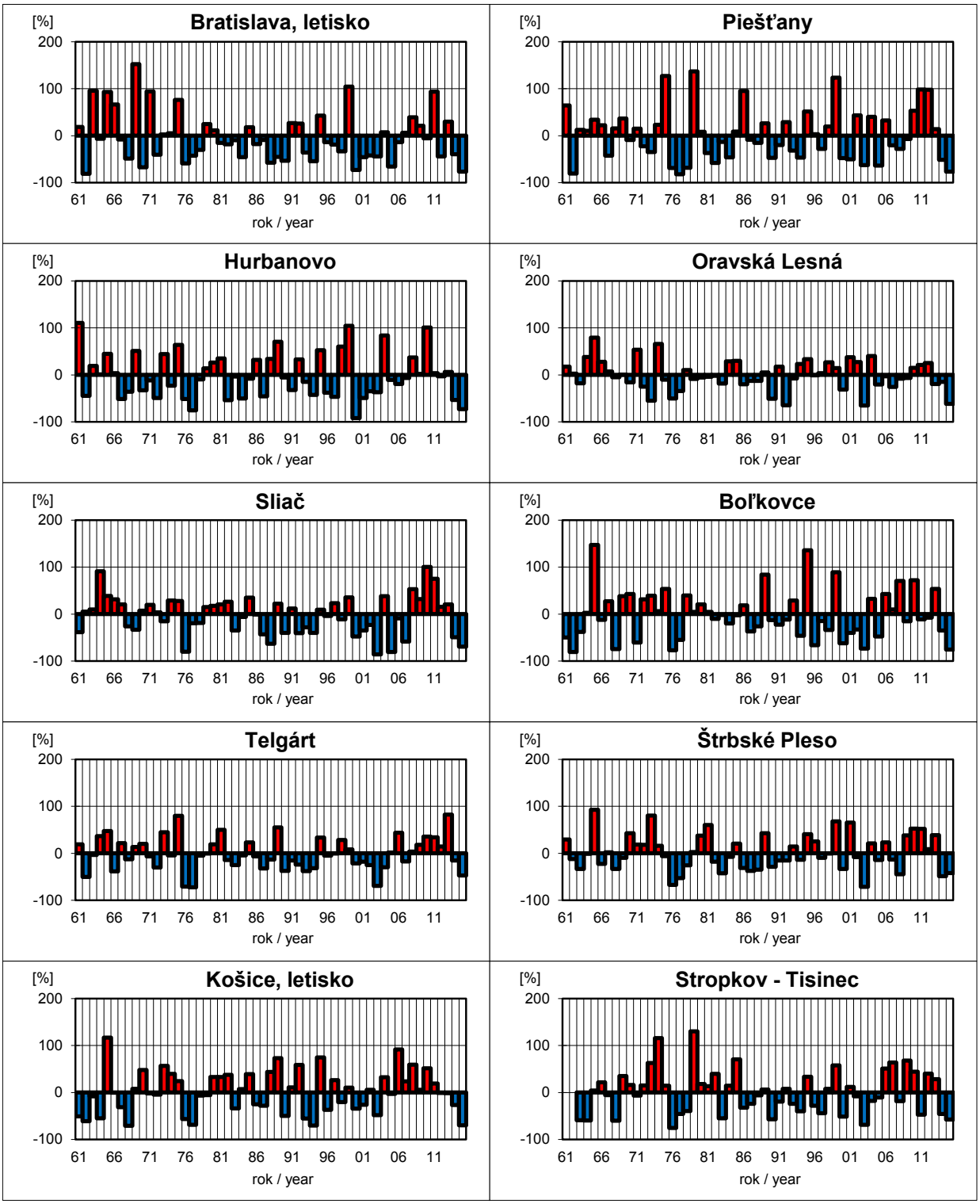

Poznámka / Note:

61 = rok/year 1961

01 = rok/year 2001

Trvanie skutočného a astronomického slnečného svitu na vybraných staniciach SR v 6/2015
Real and astronomical sunshine duration at selected stations of Slovakia during 6/2015

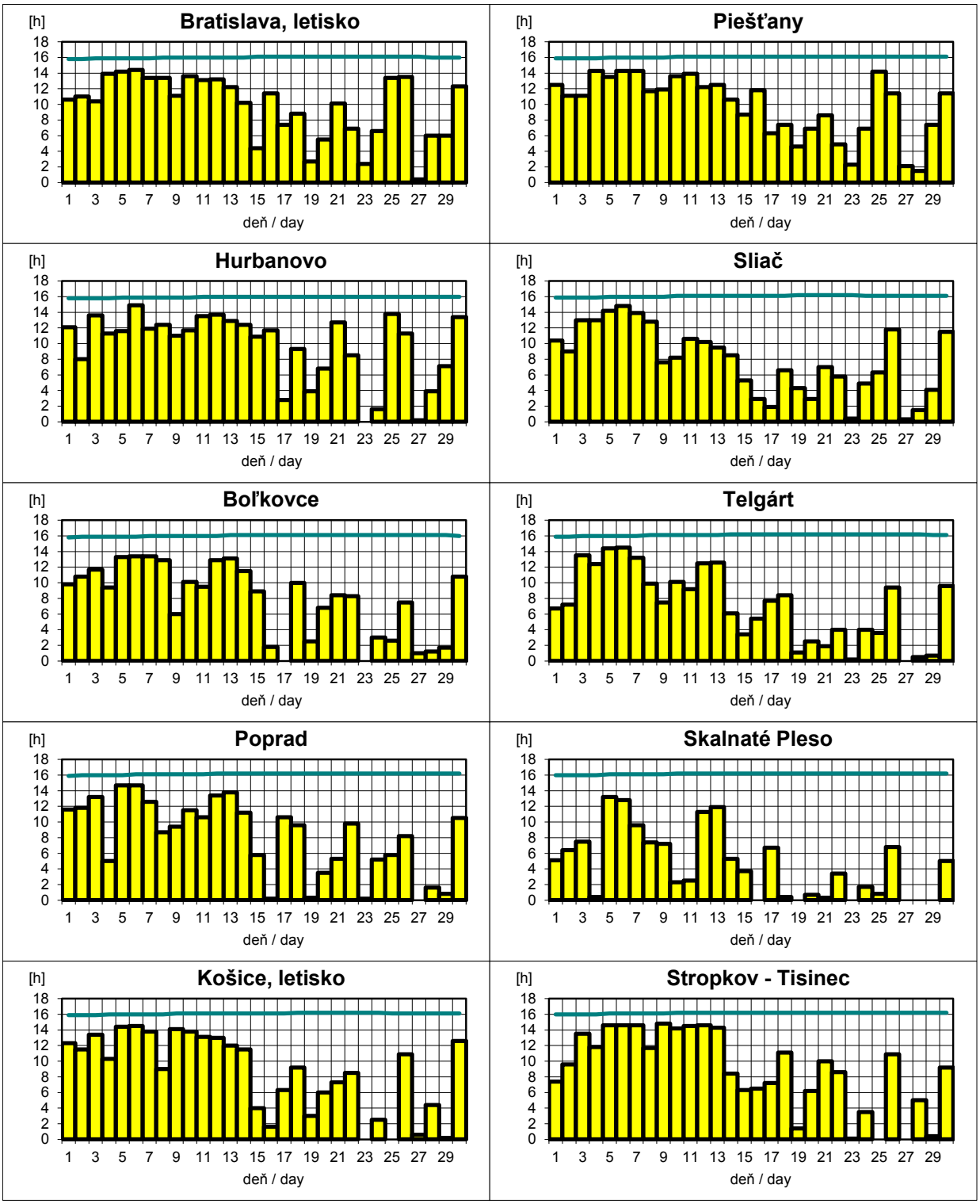

Legenda / Legend:

Čiara/Line: astronomické trvanie slnečného svitu/astronomical sunshine duration

Stĺpec/Column: skutočné trvanie slnečného svitu/real sunshine duration

Odchýlky júnového trvania slnečného svitu od normálu 1961-1990 v SR
Deviations of June sunshine duration from normal 1961-1990 in Slovakia

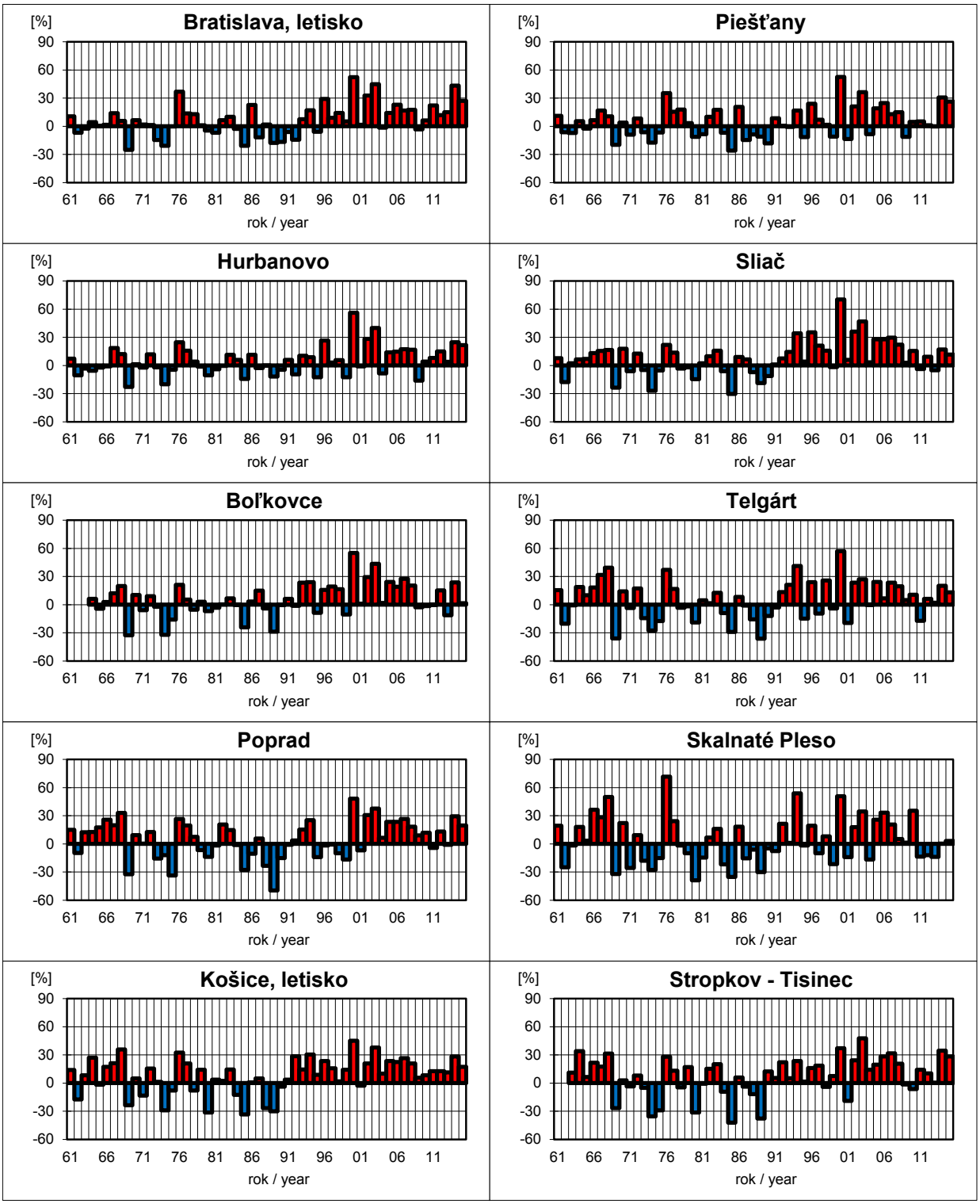

Poznámka / Note:

61 = rok/year 1961

01 = rok/year 2001

Tab. 1

Klimatologické zhodnotenie / Climatic review

Obdobie: jún 2015 / Period: June 2015

			Teplota vzduchu								Zrážky					Tepl. pôdy			Sln. svit	
			Air temperature								Precipitation					Soil Temp.			Sunshine	
Stanica	Okres	N.V.	Tm	D	Amax	Deň	Amin	Deň	Tminz	Deň	RR	RR%	RRmax	Deň	0.1	TPm	Max	Min	SS	SS%
Station	District	Alt	Tm	D	Amax	Day	Amin	Day	Tminz	Day	RR	RR%	RRmax	Day	0.1	STm	Max	Min	SS	SS%
Bratislava, Koliba	BA	286	19.7	2.0	32.1	13	9.0	21	6.2	22	33.6	47%	10.0	28	8	22.0	28.0	16.3	297.0	124%
Bratislava, letisko	BA	131	20.5	2.2	32.5	13	9.0	18	4.9	18	15.2	23%	4.8	22	8	-	-	-	292.5	127%
Piešťany	PN	163	19.5	2.1	31.3	14	6.3	22	2.9	18	16.7	23%	12.3	22	8	-	-	-	293.9	126%
Nitra	NR	135	20.0	-	31.1	8	5.0	22	3.5	18	14.6	-	7.4	28	8	-	-	-	301.3	-
Hurbanovo	KN	115	20.4	1.7	32.1	13	7.2	18	2.2	18	16.4	27%	13.4	8	4	22.4	29.3	14.9	288.9	122%
Dolný Hričov	ZA	309	17.7	-	32.0	13	6.6	18	2.5	18	58.3	-	28.8	15	12	19.6	28.0	13.4	254.8	-
Čadca	CA	456	16.1	1.3	31.0	7	4.0	18	2.5	18	30.6	26%	6.5	14	11	-	-	-	-	-
Prievidza	PD	260	19.3	-	31.2	14	5.5	22	2.8	22	46.2	57%	24.1	8	10	20.6	26.5	15.2	269.2	-
Oravská Lesná	NO	780	14.7	1.9	28.8	13	0.8	18	-1.7	18	47.0	38%	7.2	8	12	-	-	-	180.6	-
Dudince	KA	139	19.5	-	31.9	14	5.7	18	2.8	21	25.3	-	20.0	15	5	-	-	-	268.6	-
Sliač	ZV	313	19.4	2.8	32.4	14	5.6	18	2.8	22	26.0	31%	10.2	9	8	-	-	-	233.2	112%
Chopok	LM	2005	6.8	1.7	16.7	8	-1.1	20	-	-	102.4	75%	37.7	15	15	-	-	-	143.2	122%
Liesek	TS	692	15.0	-	28.9	7	3.6	18	1.5	18	70.4	-	21.5	15	11	17.8	22.9	13.8	219.5	-
Boľkovce	LC	214	19.4	1.8	31.5	13	5.6	22	3.4	22	18.8	24%	5.1	20	9	-	-	-	232.3	102%
Telgárt	BR	901	14.1	1.4	26.1	8	2.1	22	1.6	22	64.4	53%	13.1	29	14	-	-	-	212.2	113%
Lomnický štít	PP	2635	4.4	2.6	14.4	6	-4.4	25	-	-	63.1	46%	16.5	15	15	-	-	-	175.9	127%
Štrbské Pleso	PP	1322	12.2	-	24.8	13	2.3	18	-2.0	18	66.2	58%	38.5	15	14	-	-	-	-	-
Poprad	PP	694	15.4	1.3	28.8	14	3.7	22	0.2	22	47.5	53%	19.6	15	10	-	-	-	239.6	120%
Spišské Vlachy	SN	380	16.7	-	31.7	13	3.5	6	2.1	6	50.2	58%	25.0	29	7	19.0	26.2	14.0	-	-
Košice, letisko	KE	230	19.6	2.1	31.5	13	7.2	22	2.5	21	25.3	30%	10.5	15	8	-	-	-	253.8	117%
Stropkov - Tisinec	SP	216	18.1	1.7	31.0	13	6.5	21	2.9	18	37.9	42%	33.7	15	9	19.1	23.3	15.9	265.0	128%
Medzilaborce	ML	305	17.0	1.4	30.0	13	4.0	22	2.6	22	23.5	24%	16.9	15	5	18.7	25.8	12.6	-	-
Milhostov	TV	105	19.6	1.7	32.6	13	8.0	21	4.2	1	49.0	70%	44.9	15	10	19.8	26.4	15.0	241.2	114%
Kamenica n/Cirochou	HE	176	18.6	1.6	30.6	13	5.7	22	3.2	22	68.6	69%	41.2	15	11	-	-	-	231.4	110%

Legenda:

N.V. - nadmorská výška [m n.m.]
Tm - mesačná teplota [°C]
D - odchýlka od normálu 1961-1990 [°C]
Amax - absolútne max. teploty [°C]
Deň - deň v mesiaci
Amin - absolútne min. teploty [°C]
Tminz - prízemná min. teplota [°C]

RR - mesačný úhrn zrážok [mm]
RR% - percento normálu 1961-1990
RRmax - max. denný úhrn zrážok [mm]
0.1 - počet dní 0.1 mm a viac
TPm - mesačná teplota pôdy 5 cm [°C]
Max - absolútne max. teploty pôdy [°C]
Min - absolútne min. teploty pôdy [°C]
SS - trvanie slnečného svitu [h]
SS% - percento normálu 1961-1990

Legend:

Alt - altitude [m a.s.l.]
Tm - mean air temperature [°C]
D - deviation from normal 1961-1990 [°C]
Amax - maximum of air temperature [°C]
Day - day of occurrence
Amin - minimum of air temperature [°C]
Tminz - grass temperature [°C]

RR - monthly precipitation total [mm]
RR% - percentage of normal 1961-1990
RRmax - maximum of daily precipitation [m
0.1 - number of precipitation days >=0.1 m
STm - mean soil temperature 5 cm [°C]
Max - maximum of soil temperature [°C]
Min - minimum of soil temperature [°C]
SS - monthly sunshine duration [h]
SS% - percentage of normal 1961-1990

Tab. 2

Prehľad klimatologických charakteristík / Climatic review

Obdobie: jún 2015 / Period: June 2015

Stanica Station	Priemerná hodnota Mean value		Počet dní / Calculus of days										
													Búrka
	$(1/n)\Sigma(T_{max})$	$(1/n)\Sigma(T_{min})$	$T_{max}\geq25°C$	$T_{max}\geq30°C$	$T_{mean}\geq0°C$	$T_{mean}\geq5°C$	$T_{mean}\geq10°C$	$T_{mean}\leq13°C$	N<20%	N>80%	P≥0.1mm	P≥5mm	Storm
Bratislava, letisko	26.3	14.0	19	6	30	30	30	0	3	4	8	0	4
Piešťany	25.6	12.6	18	6	30	30	30	0	3	2	8	1	1
Hurbanovo	26.8	13.4	20	7	30	30	30	0	8	2	4	1	3
Oravská Lesná	21.0	8.1	8	0	30	30	26	10	3	7	12	4	5
Sliač	26.8	12.1	20	11	30	30	30	0	3	3	8	3	4
Boľkovce	26.1	12.3	18	6	30	30	30	0	2	6	9	1	3
Telgárt	19.5	8.3	3	0	30	30	24	11	2	8	14	5	10
Chopok	9.7	4.6	0	0	30	20	9	29	2	13	15	7	5
Košice, letisko	24.9	13.2	15	6	30	30	30	0	6	6	8	2	6
Stropkov - Tisinec	24.7	11.7	16	2	30	30	30	0	7	7	9	1	3
Štrbské Pleso	17.5	7.9	0	0	30	30	21	17	2	6	14	2	8
Poprad	21.5	9.0	9	0	30	30	29	9	2	5	10	2	6

Legenda:

(1/n)∑(Tmax) - priemer denných maximálnych teplôt vzduchu [°C]

(1/n)∑(Tmin) - priemer denných minimálnych teplôt vzduchu [°C]

Tmax≥25°C - letný deň

Tmax≥30°C - tropický deň

$T_{mean}\leq13°C$ - vykurovací deň

N<20% - priemerné pokrytie oblohy oblakmi [N] menej ako 20% - jasné dni

N>80% - priemerné pokrytie oblohy oblakmi [N] viac ako 80% - zamračené dni

P ≥ 0.1mm - denný úhrn atmosférických zrážok ≥ 0.1 mm

P ≥ 5mm - denný úhrn atmosférických zrážok ≥ 5 mm

x - nekompletné pozorovanie

Legend:

(1/n)∑(Tmax) - mean daily maximum air temperature

(1/n)∑(Tmin) - mean daily minimum air temperature

Tmax≥25°C - summer day

Tmax≥30°C - tropical day

$T_{mean}\leq13°C$ - heating day

N<20% - daily mean cloudiness less than 20%

N>80% - daily mean cloudiness more than 80%

P ≥ 0.1mm - daily precipitation total ≥ 0.1 mm

P ≥ 5mm - daily precipitation total ≥ 5 mm

x - not complete

Absolútne mesačné (jún 2015) minimum teploty vzduchu [°C] na Slovensku
Absolute Monthly (June 2015) Minimum Air Temperature [°C] In Slovakia

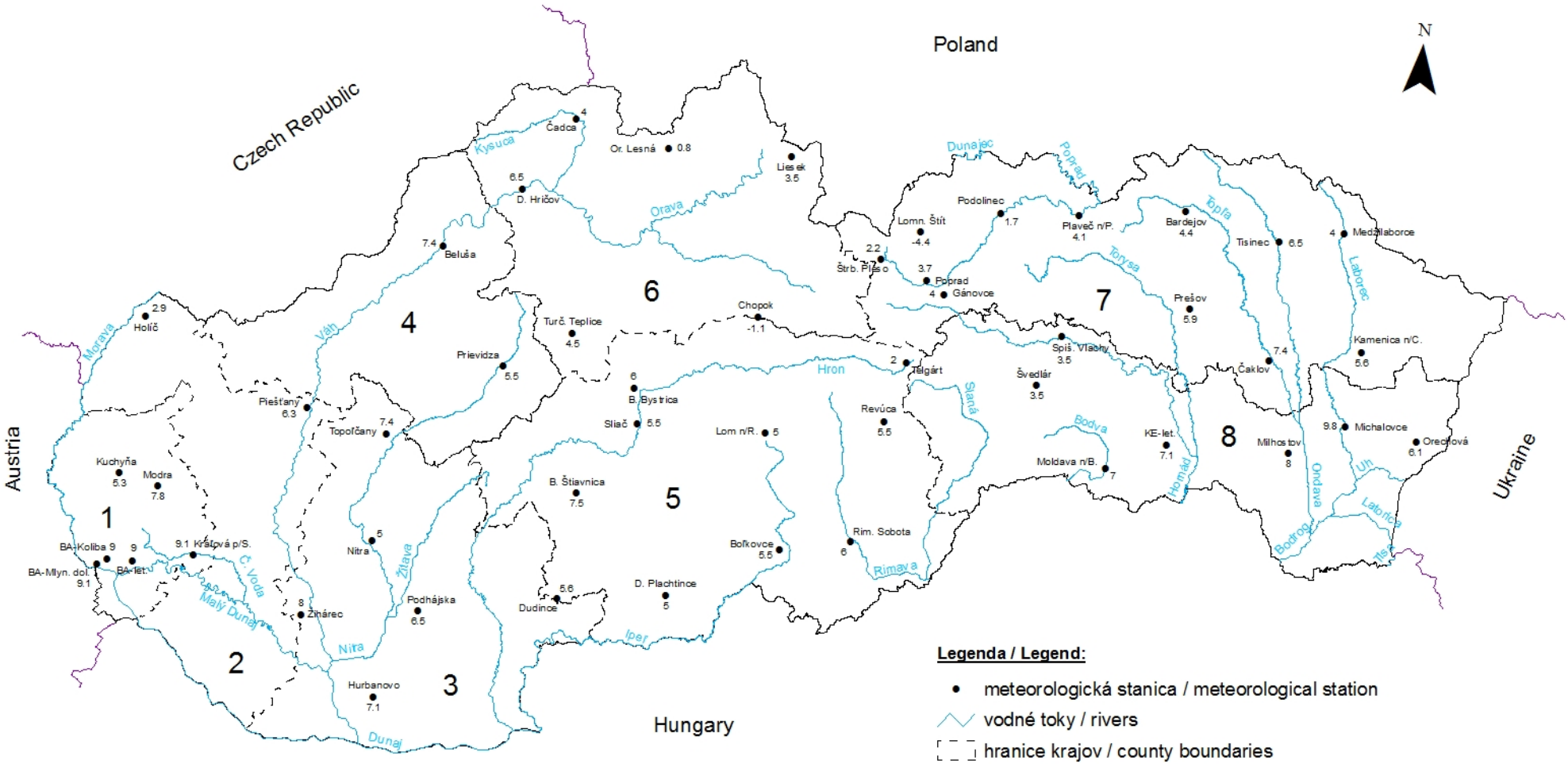

Legenda / Legend:

- • meteorologická stanica / meteorological station
- vodné toky / rivers
- hranice krajov / county boundaries
- 5.5 teplota vzduchu [°C] / air temperature

kraj / county:
1 – Bratislava
2 – Trnava
3 – Nitra
4 – Trenčín
5 – B. Bystrica
6 – Žilina
7 – Prešov
8 – Košice

1:1 750 000

0 12.5 25 50 75 100 Km

Absolútne mesačné (jún 2015) maximum teploty vzduchu [°C] na Slovensku
Absolute Monthly (June 2015) Maximum Air Temperature [°C] In Slovakia

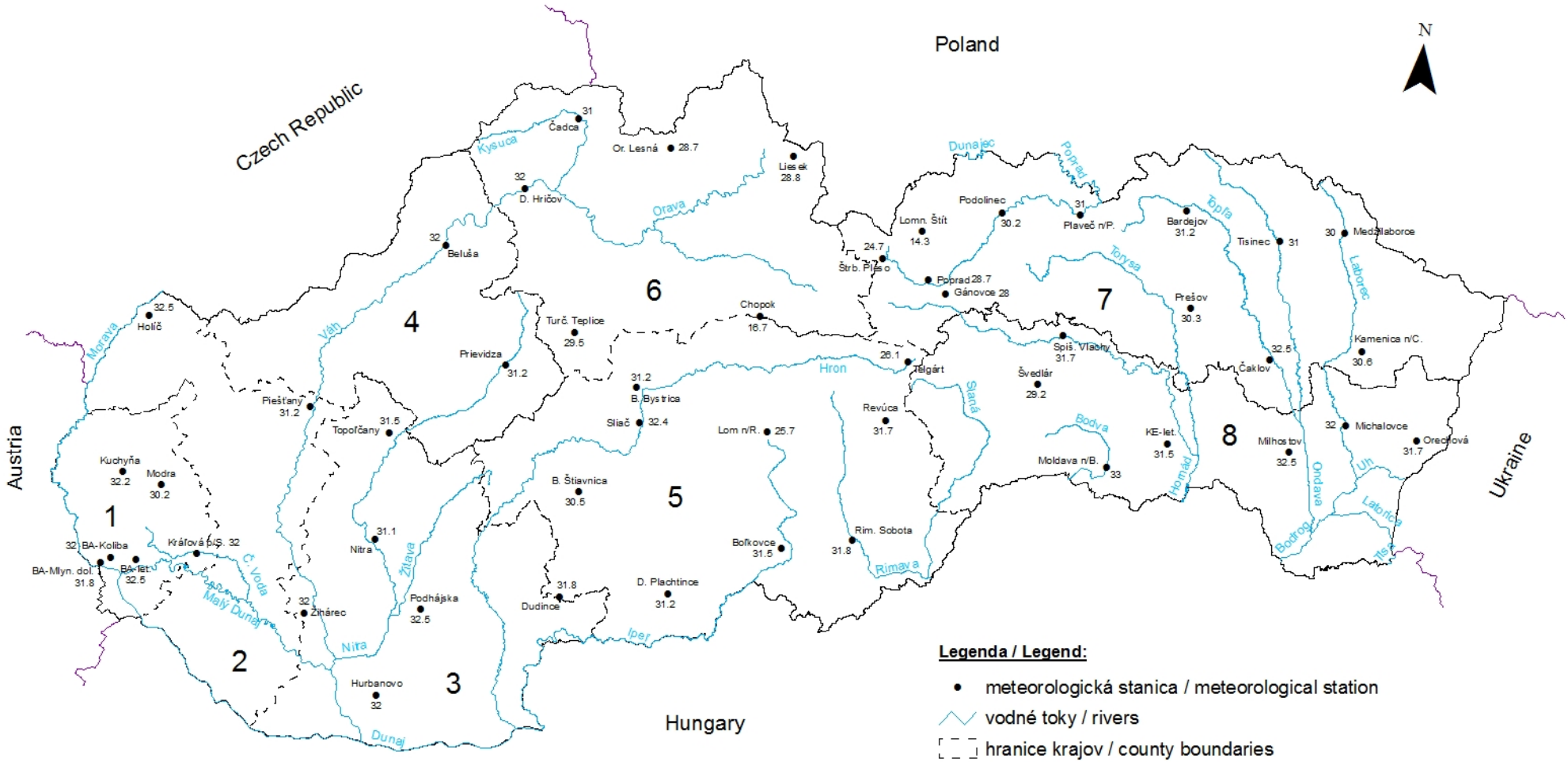

Tab. 3

Rádiosondážne výškové merania zo stanice Poprad-Gánovce
Upper Air Data from Poprad-Gánovce

Jún / June 2015, 12 UTC

Deň / Day

HL / LV	1	2	3	4	5	6	7	8	9	10	11	12	13	14	15	16	17	18	19	20	21	22	23	24	25	26	27	28	29	30	Avg	Norm
TV / AT																																
30	-52	-50	-53	-49	-52	-52	-51	-53	-49	-51	-53	-52	-54	-52	-51	-50	-48	-47	-50	-50	-49	-49	-51	-50	-50	-51	-51	-49	-48	-49	-51	-50
100	-54	-55	-57	-56	-57	-56	-57	-56	-54	-55	-56	-55	-57	-55	-55	-55	-52	-53	-50	-49	-50	-52	-52	-51	-51	-51	-52	-52	-53	-52	-54	-53
200	-60	-58	-60	-59	-59	-60	-62	-59	-60	-61	-59	-60	-58	-56	-55	-53	-47	-58	-50	-44	-45	-50	-58	-49	-51	-54	-56	-49	-53	-52	-55	-54
300	-44	-44	-40	-41	-41	-41	-40	-44	-44	-43	-44	-42	-41	-40	-41	-42	-44	-41	-45	-45	-46	-44	-42	-42	-44	-42	-41	-43	-41	-41	-42	-43
400	-28	-27	-24	-25	-25	-24	-25	-27	-28	-27	-27	-26	-26	-26	-25	-26	-28	-26	-29	-34	-34	-30	-26	-26	-27	-26	-24	-28	-27	-26	-27	-27
500	-16	-15	-11	-12	-12	-12	-12	-14	-16	-14	-14	-13	-12	-14	-12	-14	-15	-14	-16	-23	-23	-18	-14	-16	-15	-14	-13	-15	-15	-14	-15	-16
700	1	1	2	4	5	8	6	3	2	2	3	2	5	3	3	2	-2	2	-2	-6	-5	-1	-1	-5	-1	1	0	0	0	-2	1	-1
850	12	14	16	10	10	15	16	16	12	12	12	16	17	17	15	6	5	9	7	5	5	9	6	7	6	9	11	10	9	10	11	10
Pov / Sur	22	22	25	19	20	24	26	24	22	22	22	26	27	22	23	13	13	18	12	11	14	17	13	15	16	19	18	17	15	20	19	18
SV / WD																																
30	10	12	11	11	11	12	12	7	12	9	9	9	8	7	6	11	8	10	12	11	12	11	12	11	9	11	12	10	7	9		
100	15	16	17	24	23	22	20	21	18	22	23	26	25	27	26	26	22	25	20	21	19	21	20	23	23	21	21	13	25	27		
200	1	29	2	33	1	5	13	16	36	32	31	27	24	22	22	27	26	27	23	23	24	28	24	22	22	2	30	27	30	35		
300	33	31	2	32	35	7	12	16	30	32	31	23	26	24	16	27	14	29	23	20	26	31	24	21	16	35	27	21	30	36		
400	27	30	2	32	2	7	18	18	18	29	30	22	27	26	18	29	17	24	25	23	26	31	23	21	13	1	27	17	26	34		
500	29	27	7	33	2	6	13	16	18	31	31	20	28	27	17	33	14	24	23	23	29	27	22	20	13	36	31	9	23	33		
700	24	24	29	31	2	8	22	18	29	27	26	25	23	26	20	29	10	31	24	28	32	28	21	30	7	35	32	1	29	34		
850	24	23	19	24	6	19	12	11	9	9	11	20	22	16	22	2	4	28	4	5	33	23	28	10	7	2	28	0	25	34		
Pov / Sur	24	20	22	6	5	13	15	2	2	3	5	22	19	12	22	7	4	12	7	16	0	22	29	6	1	4	34	5	7	7		
RV / WS																																
30	12	8	9	12	6	14	9	8	10	10	10	8	8	7	6	8	8	10	6	14	12	11	12	12	9	10	15	12	6	12	10	7
100	8	8	3	10	3	5	3	8	5	2	5	7	8	8	13	14	7	9	7	8	5	10	7	12	5	3	8	6	4	3	7	6
200	9	8	14	18	18	12	14	13	8	3	6	2	4	8	7	11	3	8	22	14	8	11	33	22	3	8	8	2	7	21	11	15
300	6	9	10	15	12	11	6	16	4	8	12	10	9	13	14	5	10	10	24	10	7	25	34	41	12	8	7	10	13	32	13	17
400	3	6	9	12	10	10	5	13	5	7	11	9	6	13	7	4	8	8	19	8	6	17	23	32	11	7	5	2	3	13	10	14
500	5	4	2	12	9	4	3	5	6	4	6	6	5	14	6	4	7	7	12	12	7	11	21	22	10	6	3	1	8	13	8	11
700	6	7	5	11	7	1	3	2	3	1	6	8	10	9	6	6	5	7	7	9	5	11	15	5	5	3	10	4	4	5	6	8
850	6	3	1	1	3	3	2	4	4	4	2	8	7	2	7	8	6	2	1	4	2	9	8	3	2	5	7	7	3	2	4	5
Pov / Sur	3	2	4	8	2	3	2	5	4	4	6	7	8	4	5	6	8	3	3	2	0	4	4	3	2	7	3	7	4	1	4	5
CAO / TAO																																
DP / DA	350	352	340	351	352	342	331	332	338	327	331	334	339	334	318	342	348	339	355	382	385	356	357	344	358	345	343	347	341	355	346	358
Odch / Dev	-4	-4	-7	-4	-3	-6	-9	-8	-7	-9	-8	-7	-6	-7	-11	-4	-3	-5	0	8	8	1	1	-3	2	-2	-2	-1	-3	2	-3	

Legenda/Legend:

HL / LV - Hladina / Level [hPa]
TV / AT - Teplota vzduchu / Air Temperature [°C]
SV / WD - Smer vetra / Wind Direction [deg/10]
RV / WS - Rýchlosť vetra / Wind Speed [m/s]
DP / DA - Denný priemer / Daily Average
Odch / Dev - Odchýlka od normálu / Deviation from Normal [%]
CAO / TAO - Celkový atmosférický ozón [D.J.] / Total Atmospheric Ozone [D.U.]
Pov / Sur - Povrch / Surface

Teplota vzduchu a rýchlosť vetra v izobarických hladinách v oblasti Nízkych a Vysokých Tatier
a celkový atmosférický ozón v 12 UTC, Jún 2015
Upper Air Data (Air Temperature, Wind Speed, Total Atm. Ozone), June 2015, 12 UTC

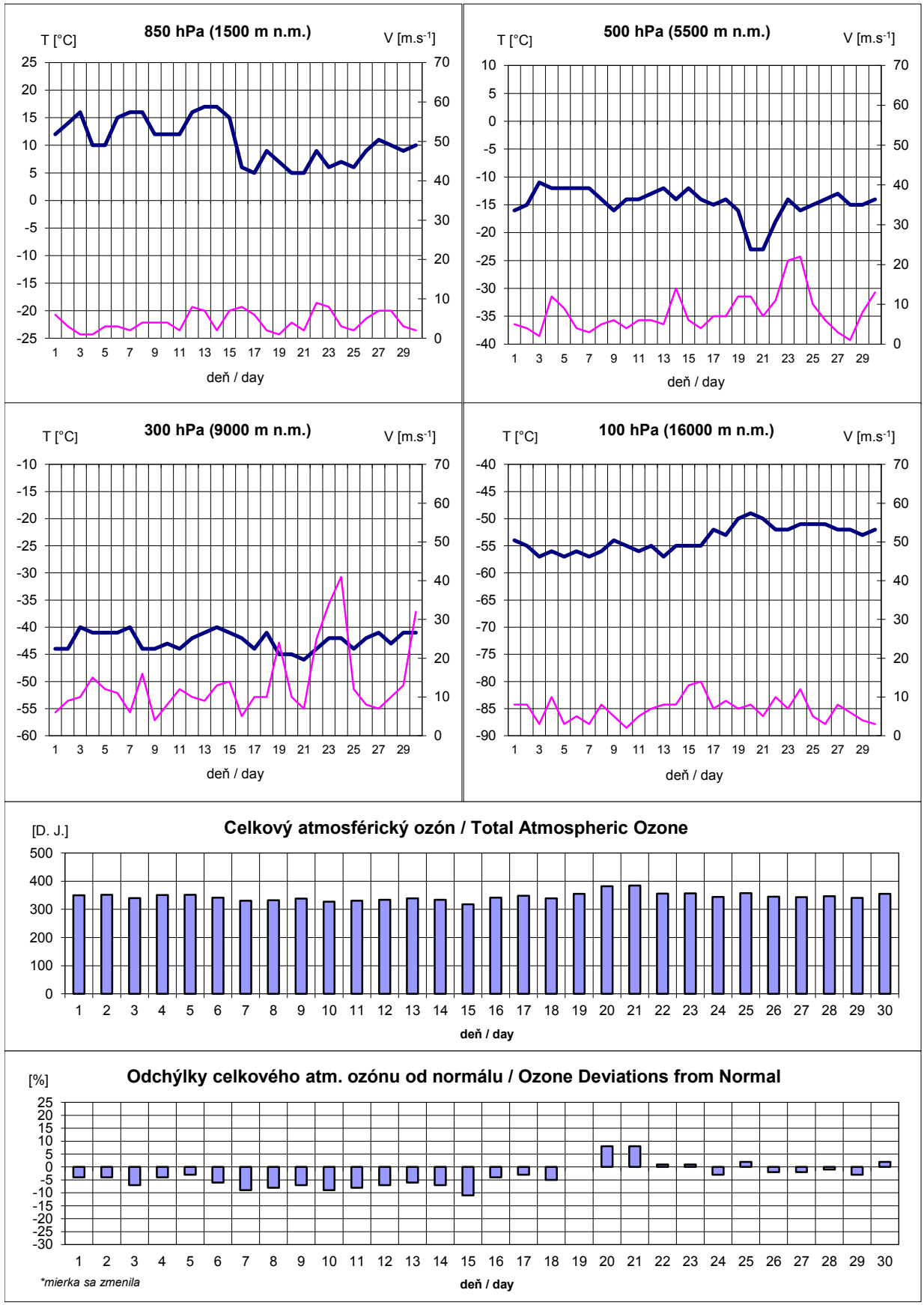

Legenda / Legend:

Čiary / Lines: **hrubá / thick** - teplota vzduchu, **tenká / thin** - rýchlosť vetra

Obrázky / Figures: **voľné miesto / Free Space** - missing values

Priemerná denná rýchlosť vetra na vybraných staniciach SR za 6/2015
Daily means of wind speed at selected stations of Slovakia during 6/2015

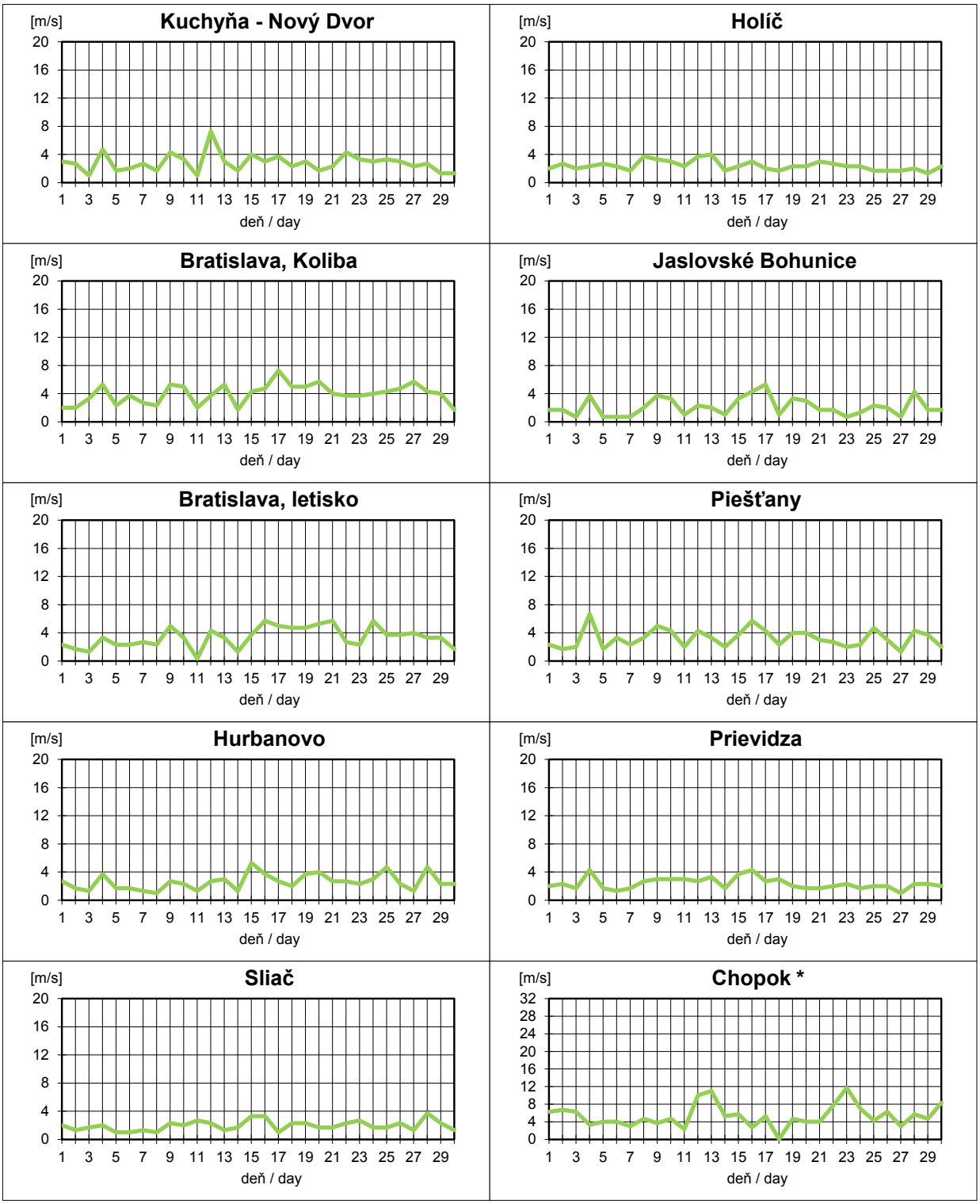

Legenda / Legend:

* Chopok - osobitná mierka/individual scale

Priemerná denná rýchlosť vetra na vybraných staniciach SR za 6/2015
Daily means of wind speed at selected stations of Slovakia during 6/2015

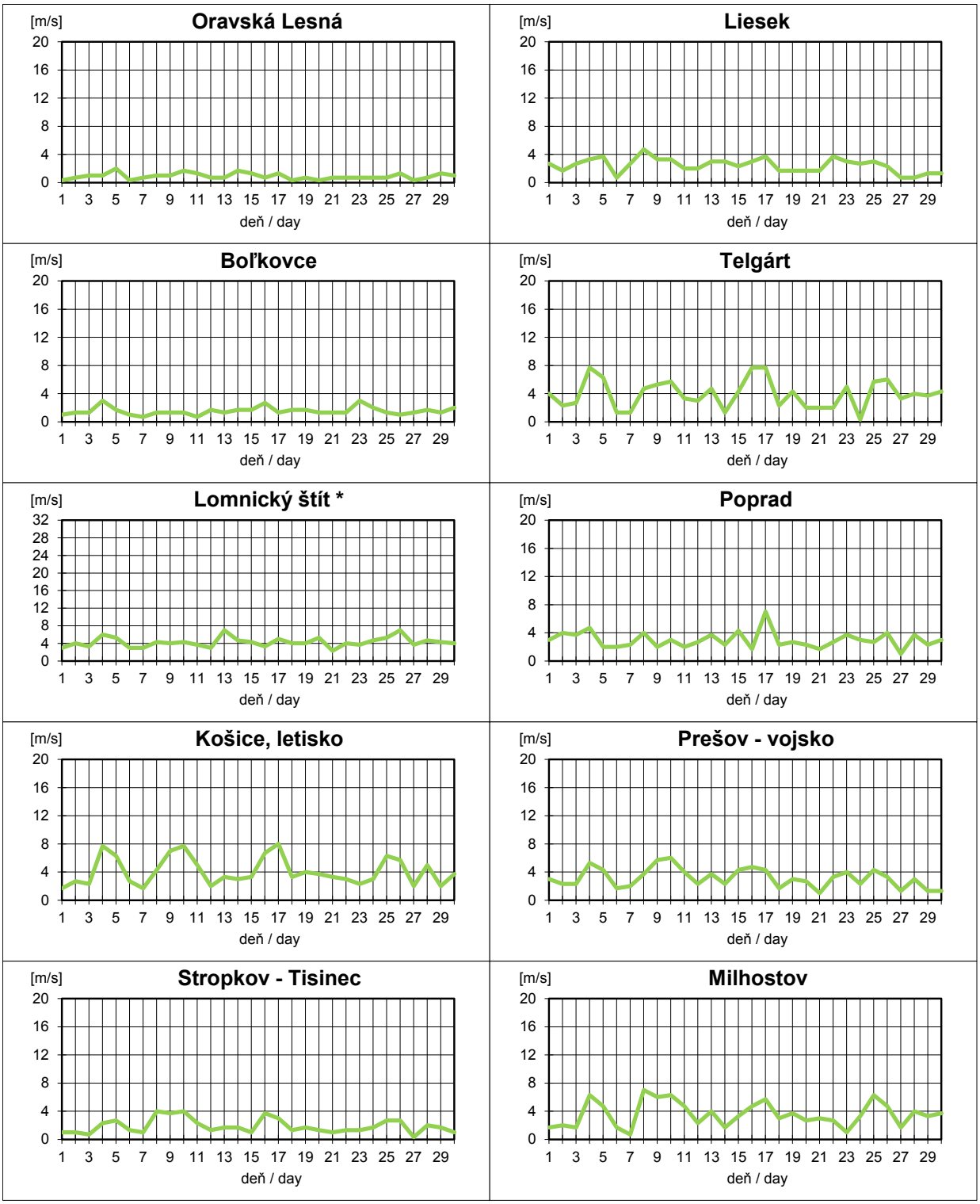

Legenda / Legend:

* Lomnický štít - osobitná mierka/individual scale

Priemerná hodinová rýchlosť a náraz vetra na vybraných AS SR za 6/2015
Hourly means of wind speed and wind gusts at selected AWS of Slovakia during 6/2015

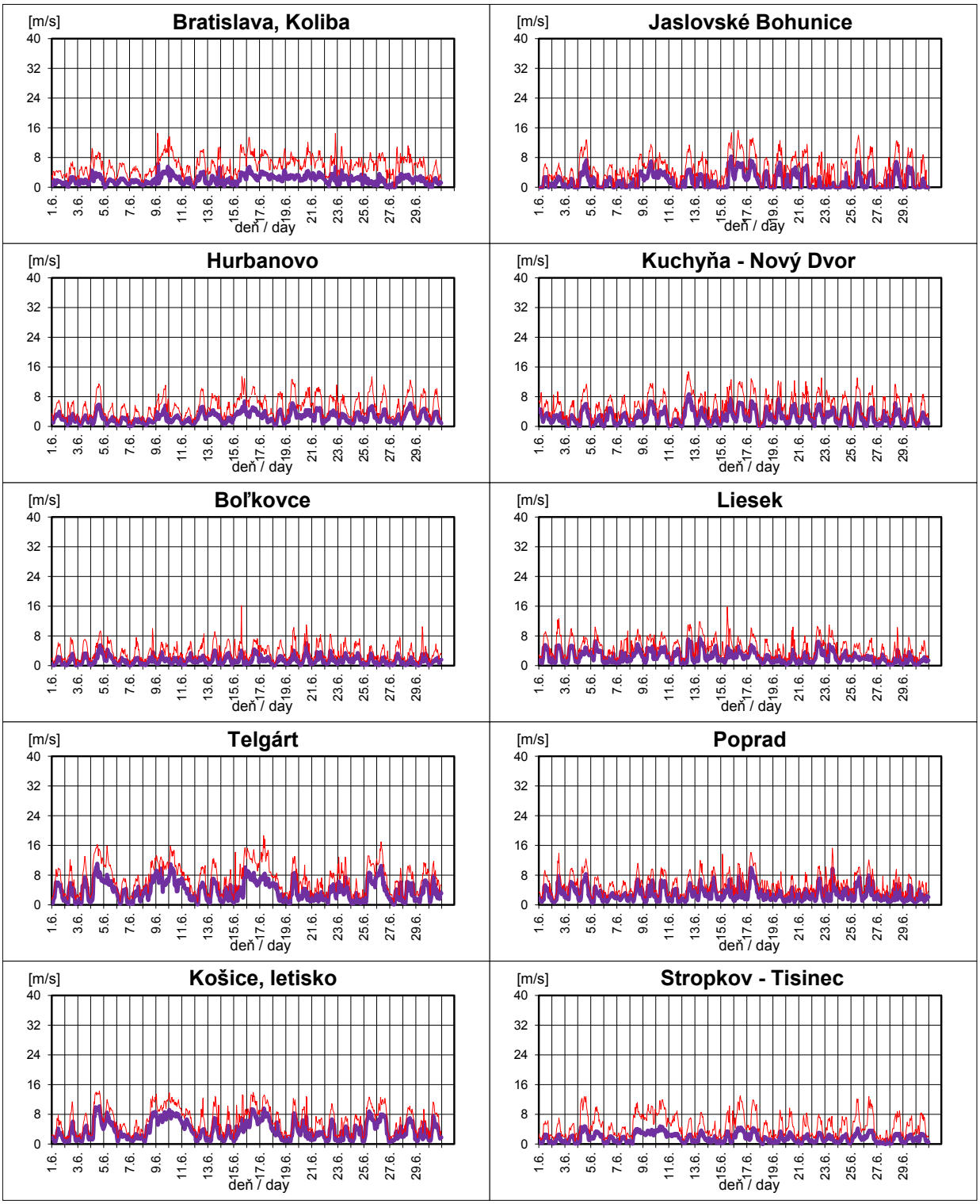

Legenda / Legend:

Čiary/Lines: **hrubá/thick** - priem. hod. rýchlosť vetra, **tenká/thin** - max. náraz vetra

AS - automatická stanica/automatic weather station (AWS)

Priebeh tlaku vzduchu (hodinové 6/2015 a denné 1961-90 hodnoty) v Bratislave na letisku
Course of (hourly 6/2015 and daily 1961-90) means of air pressure in Bratislava, airport

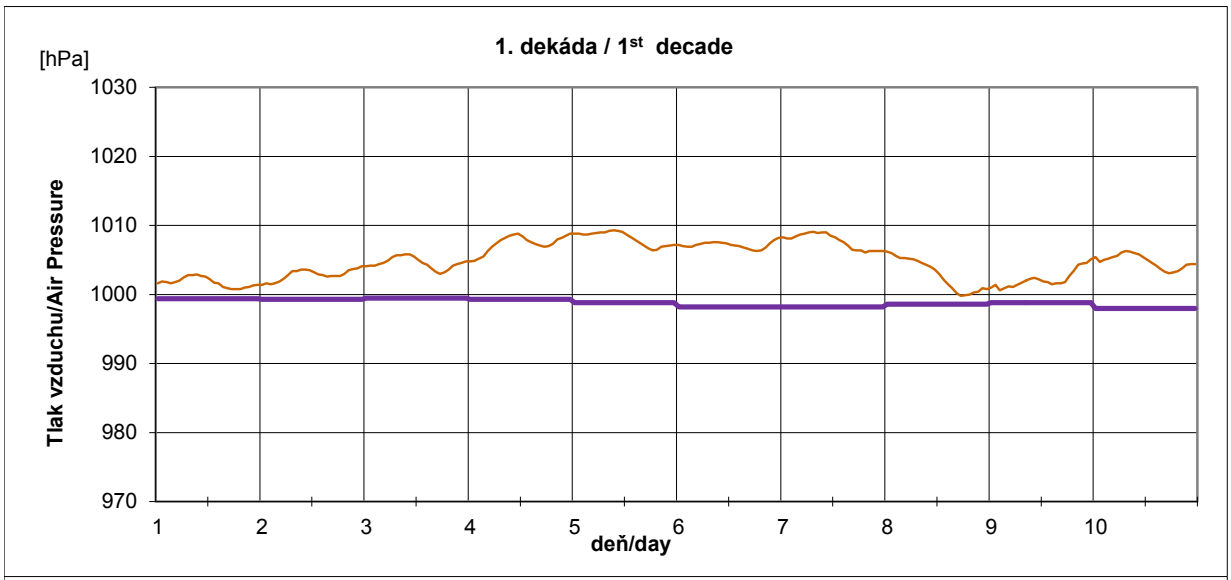

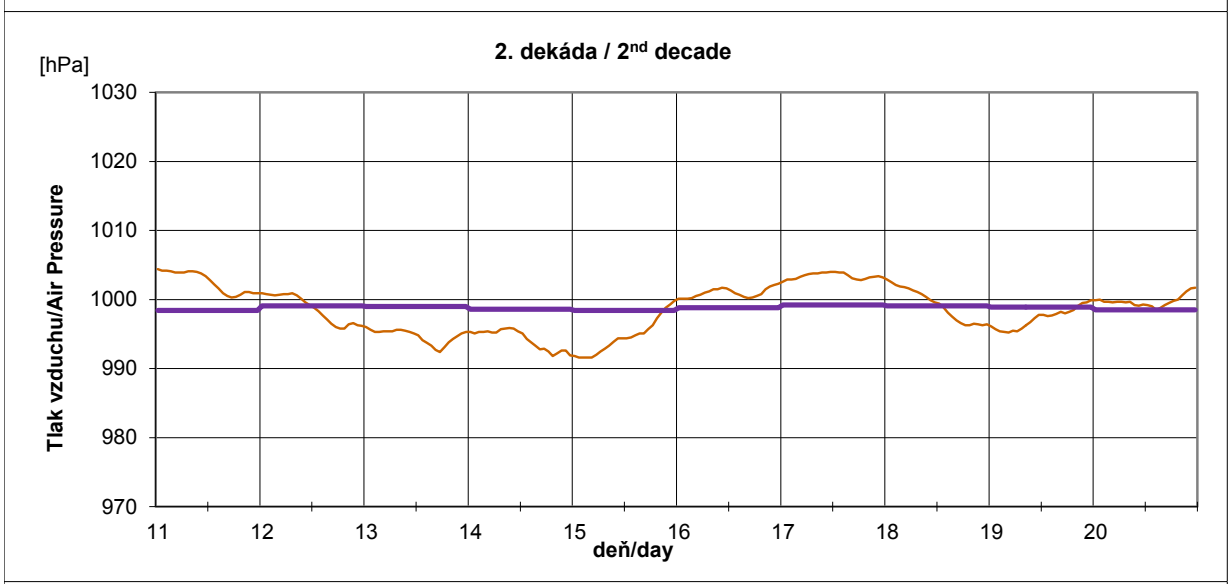

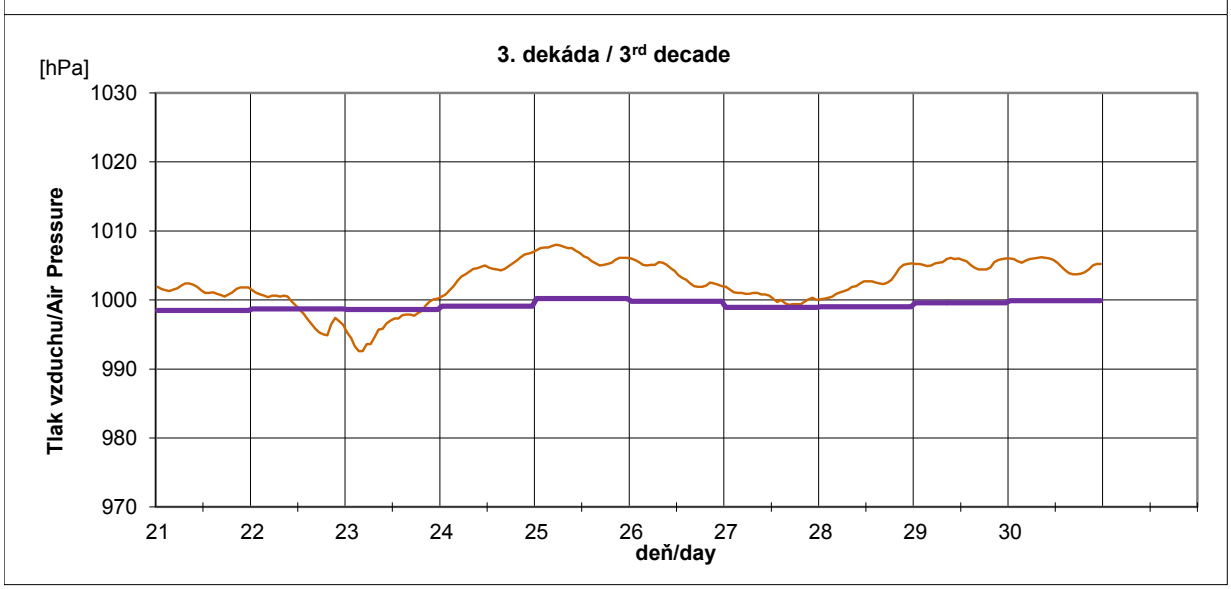

Legenda / Legend:

Čiary / lines:

- **denný priemer** tlaku vzduchu / **daily mean** of air pressure (1961-1990)
- **hodinový priemer** tlaku vzduchu / **hourly mean** of air pressure (1961-1990)

Klimatologický prehľad / Climate review

Jún 2015 bol na väčšine územia Slovenska teplotne nadnormálny, ojedinele až silne nadnormálny s kladnými teplotnými odchýlkami od +1,3 °C (Čadca, Poprad) do +2,8 °C (Sliač). Absolútne najnižšia priemerná mesačná teplota vzduchu (mimo vysokých horských polôh) bola zaznamenaná v Telgárte (14,1 °C), najvyššia v Hurbanove (20,4 °C). Vo vysokých horských polohách dosiahla priemerná mesačná teplota vzduchu v júni hodnoty od 4,4 °C (Lomnický štít) do 6,8 °C (Chopok). Absolútne teplotné minimum (mimo vysokých horských polôh) namerali v Oravskej Lesnej (0,8 °C, dňa 18. 6.), najvyššie maximum v Milhostove (32,6 °C, dňa 13. 6.). Na Lomnickom štíte poklesla minimálna teplota vzduchu dňa 25. 6. na -4,4 °C.

Priemerná relatívna vlhkosť vzduchu o 14. h bola prevažne podnormálna: Bratislava -9 %, Piešťany -8 %, Hurbanovo -5 %, Oravská Lesná 0 %, Sliač -10 %, Boľkovce -7 %, Telgárt -3 %, Štrbské Pleso -2 %, Košice -9 %, Stropkov-Tisinec -4 %.

Suma trvania slnečného svitu bola v júni prevažne nadnormálna v intervale od 102 % (Boľkovce) do 128 % (Stropkov-Tisinec).

Najsilnejšie nárazy vetra s maximálnou rýchlosťou 60 až 80 km/h sme pozorovali lokálne pri búrkach. Uvedené rýchlosti vetra sú iba orientačné a nemusia zodpovedať maximálnym rýchlostiam vetra v konkrétnych lokalitách územia Slovenska.

Jún 2015 bol na Slovensku väčšinou zrážkovo podnormálny a prevažne iba lokálne, predovšetkým vplyvom búrkových lejakov, mohol byť zrážkovo normálny. Mesačné úhrny atmosférických zrážok sa pohybovali väčšinou od necelých 5 mm v niektorých oblastiach Podunajskej nížiny, pričom niektoré z týchto mesačných úhrnov zrážok mohli dosiahnuť až extrémne nízku úroveň pre tento mesiac. Najvyššie mesačné úhrny zrážok dosiahli tesne viac ako 100 mm, napr. na Chopku, v Mlynkách a v Lukovej pod Chopkom. Priestorový úhrn zrážok pre celé územie Slovenska dosiahol 39 mm, čo predstavuje 45 % normálu a deficit zrážok 47 mm.

Zaujímavosti mesiaca / Curiosity of the month

Metodika spracovania máp jednotlivých meteorologických prvkov z pohľadu významnosti.

V hodnotení mesiaca sme vychádzali z pozorovacieho materiálu klimatologických staníc za mesiac a obdobie od roku 1961. Pre kvalitatívne hodnotenie sme použili 2 metodiky: jednu metodiku pre aktuálne atmosférické zrážky ako percento normálu (1961-1990) a druhú, uvažujúcu porovnanie aktuálnej hodnoty (mesiac, rok) s kompletným radom pozorovania 1961-2014. Výsledky štatistického zistenia sú zobrazené v mapách jednotlivo osobitne pre rôzne meteorologické prvky a ich charakteristiky.

Hodnotenie za jún 2015 bolo vypracované k dátumu 13.07.2015.

Hodnotenie meteorologických prvkov a ich charakteristík od roku 1961 / Evaluation of meteorological element since 1961
Teplota vzduchu (mesačný priemer denných teplôt vzduchu) za jún 2015
Air temperature (monthly mean), June 2015

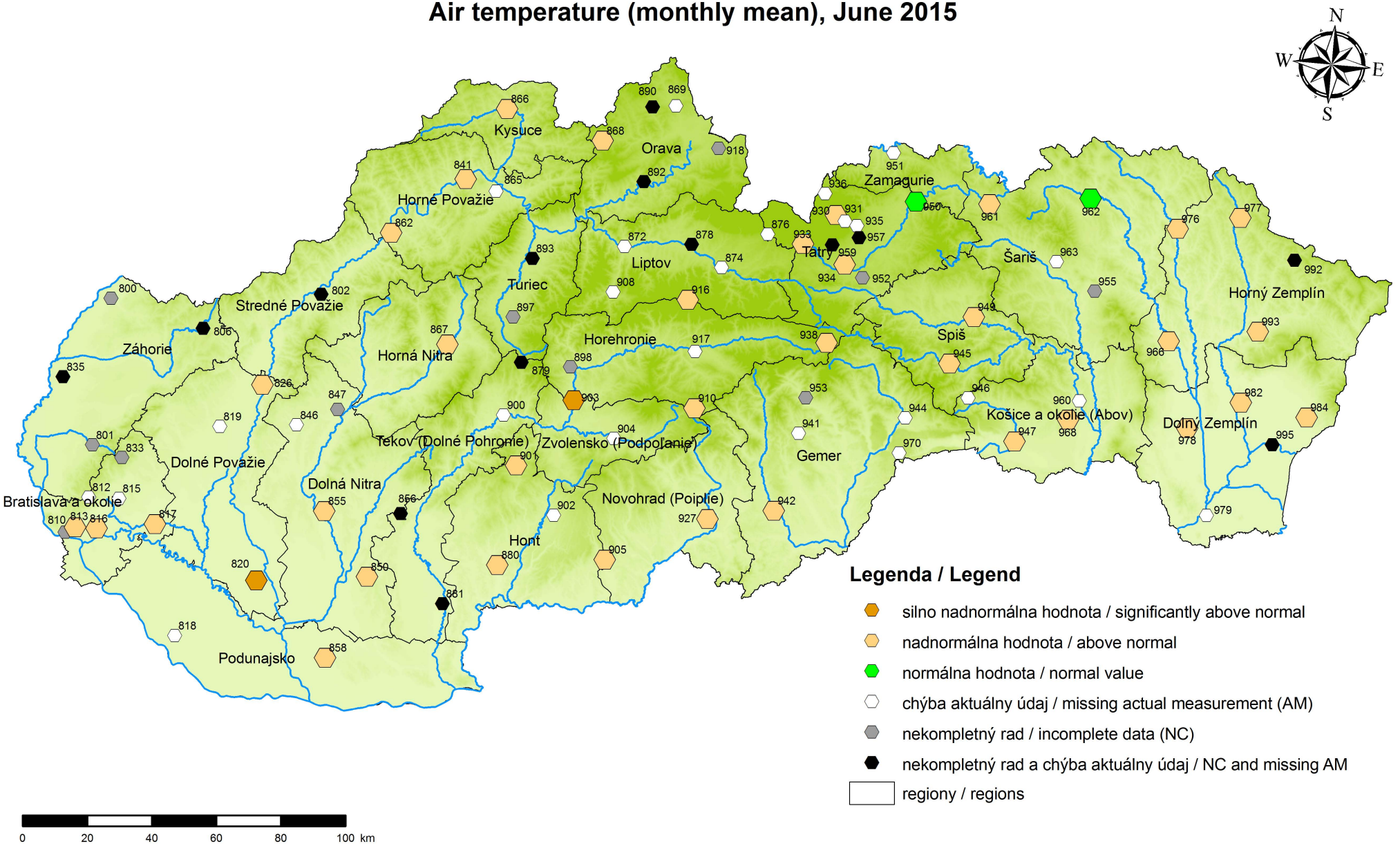

Hodnotenie meteorologických prvkov a ich charakteristík od roku 1961 / Evaluation of meteorological element since 1961
Maximálna teplota vzduchu (mesačný priemer) za jún 2015
Maximum air temperature (monthly mean), June 2015

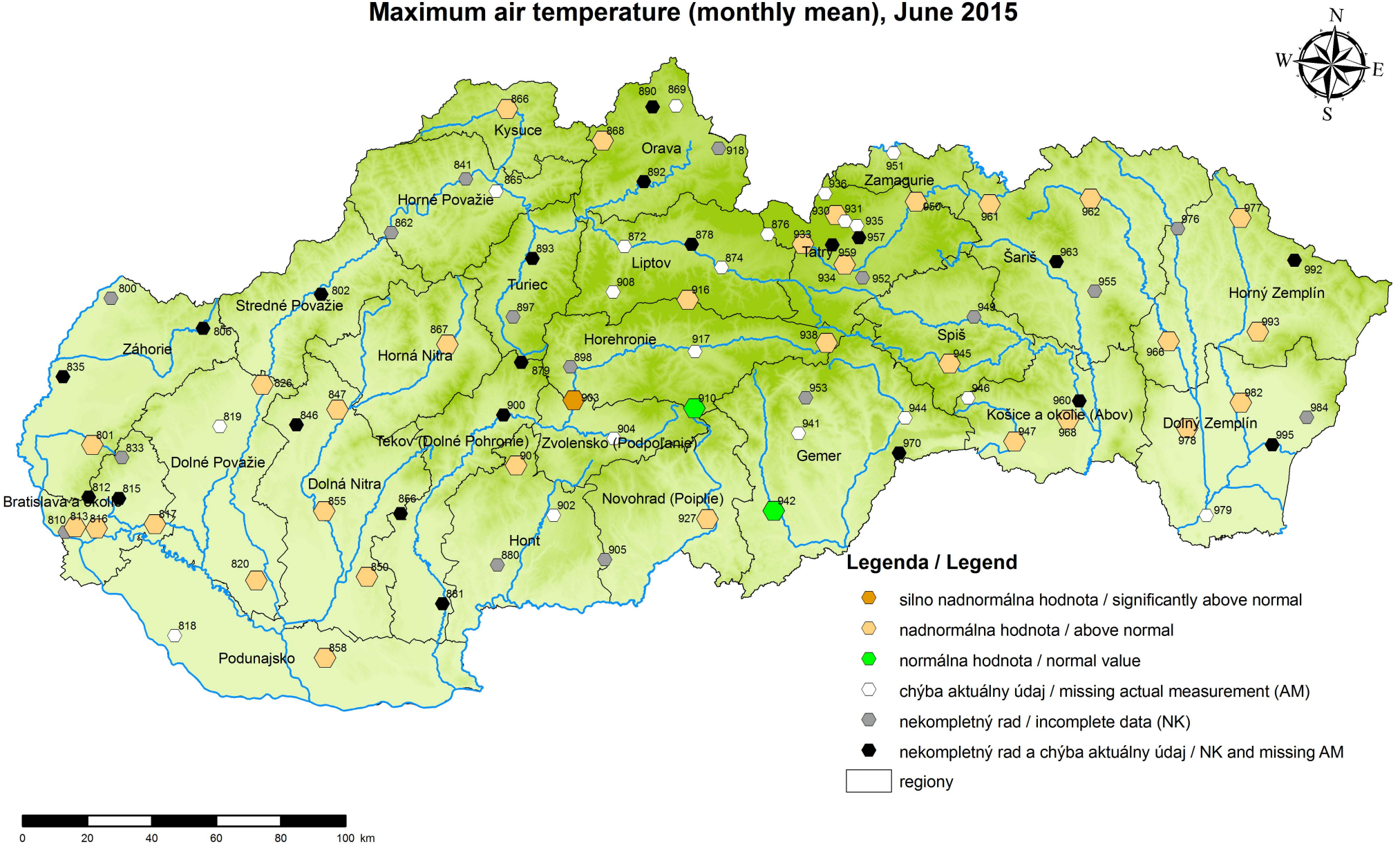

Hodnotenie meteorologických prvkov a ich charakteristík od roku 1961 / Evaluation of meteorological element since 1961
Maximálna teplota vzduchu (mesačné maximum) za jún 2015
Maximum air temperature (monthly maximum), June 2015

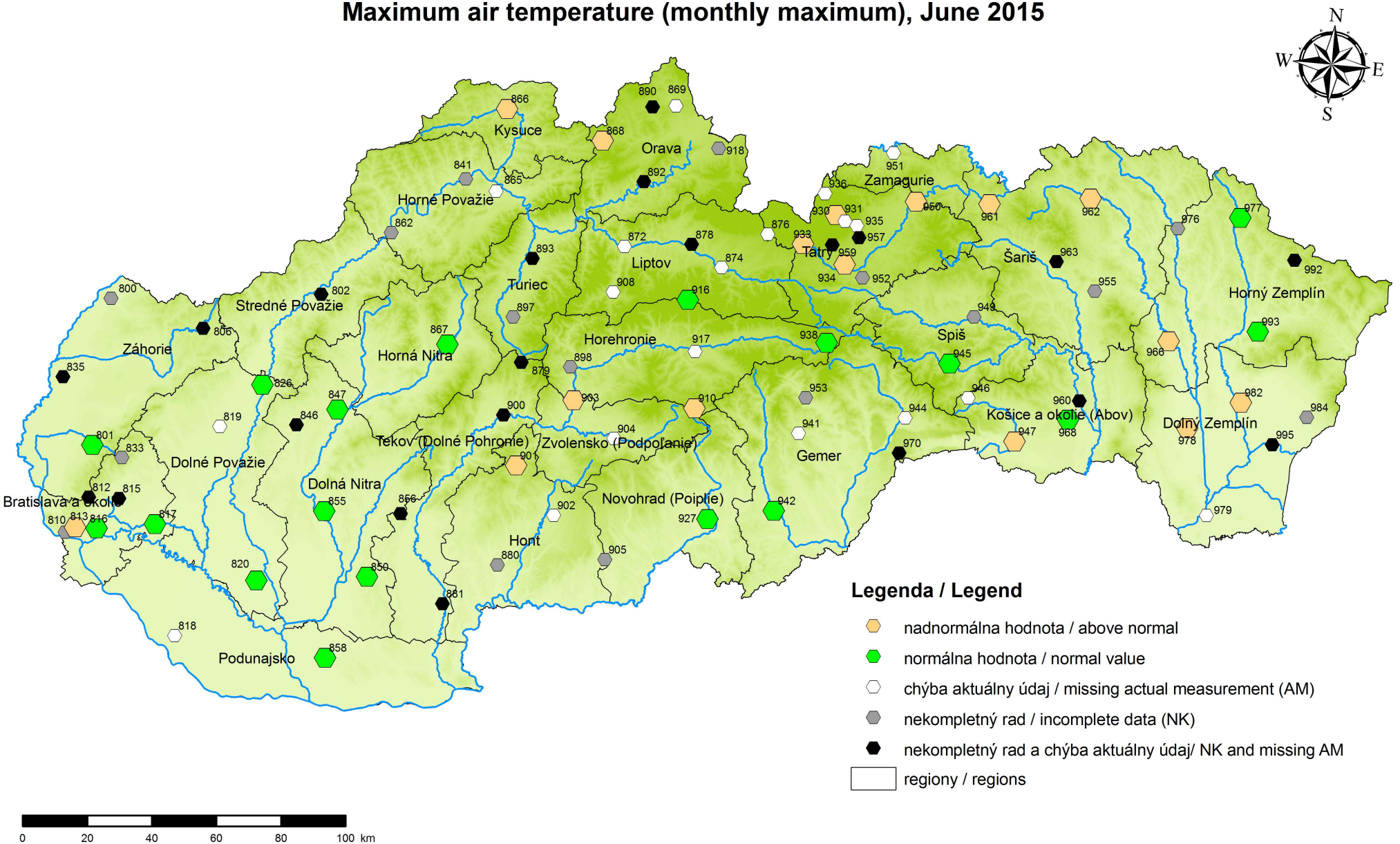

Hodnotenie meteorologických prvkov a ich charakteristík od roku 1961 / Evaluation of meteorological element since 1961
Minimálna teplota vzduchu (mesačný priemer) za jún 2015
Minimum air temperature (monthly mean), June 2015

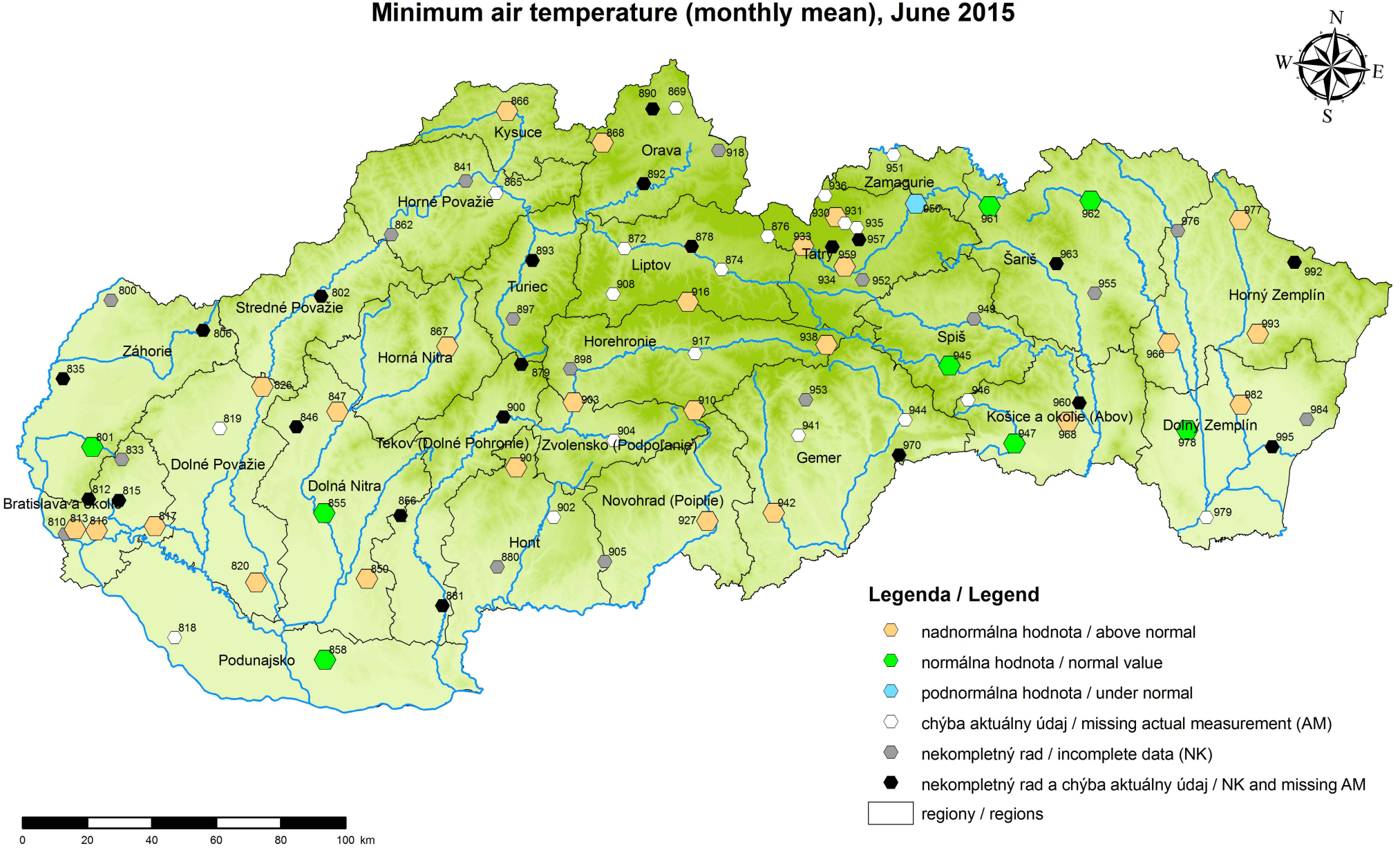

Hodnotenie meteorologických prvkov a ich charakteristík od roku 1961 / Evaluation of meteorological element since 1961
Minimálna teplota vzduchu (mesačné minimum) za jún 2015
Minimum air temperature (monthly minimum), June 2015

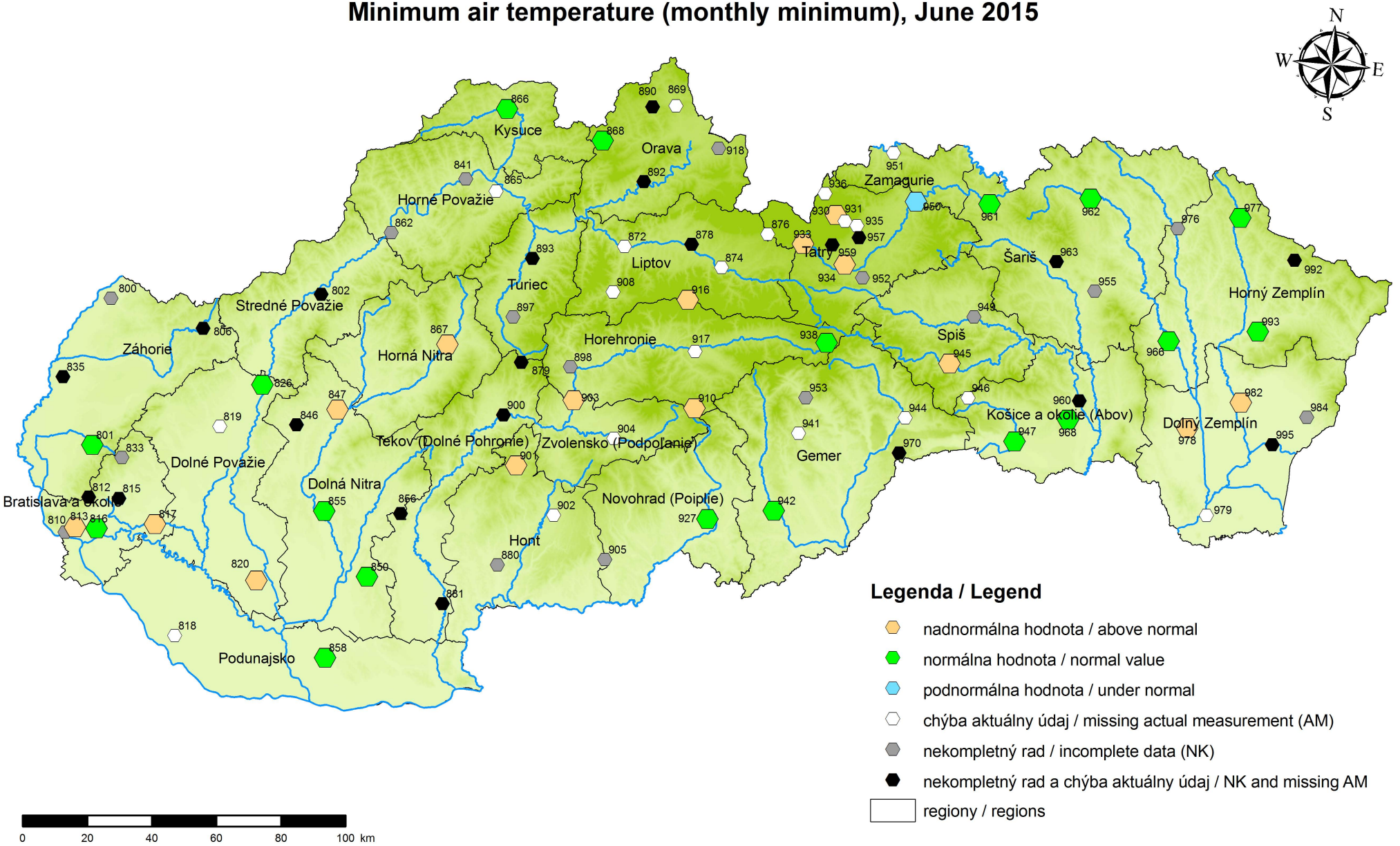

Hodnotenie meteorologických prvkov a ich charakteristík od roku 1961 / Evaluation of meteorological element since 1961
Úhrn atmosférických zrážok (mesačný úhrn) za jún 2015
Precipitation (monthly total), June 2015

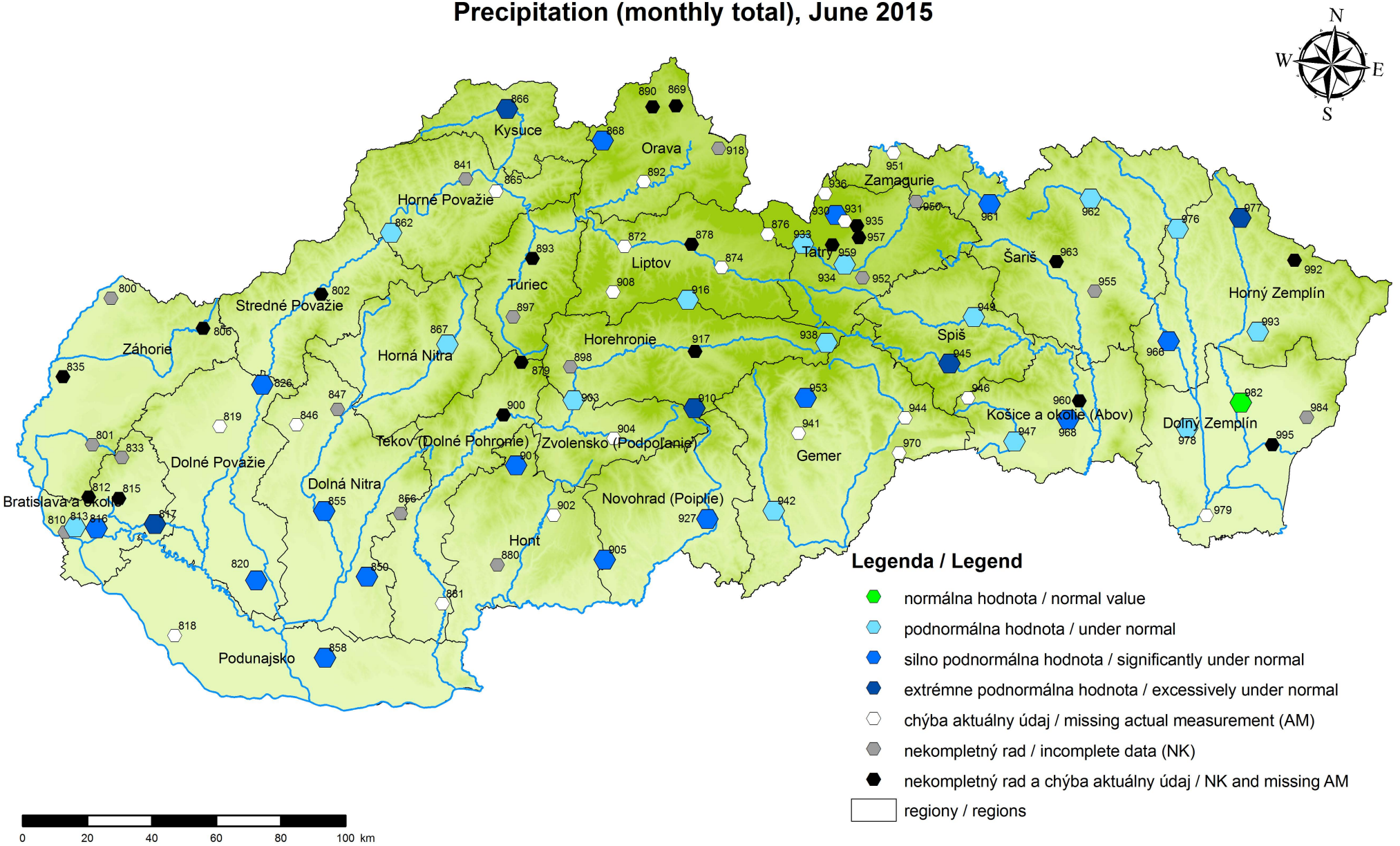

Hodnotenie meteorologických prvkov a ich charakteristík od roku 1961 / Evaluation of meteorological element since 1961
Úhrn atmosférických zrážok (percento normálu) za jún 2015
Precipitation (percentage of normal), June 2015

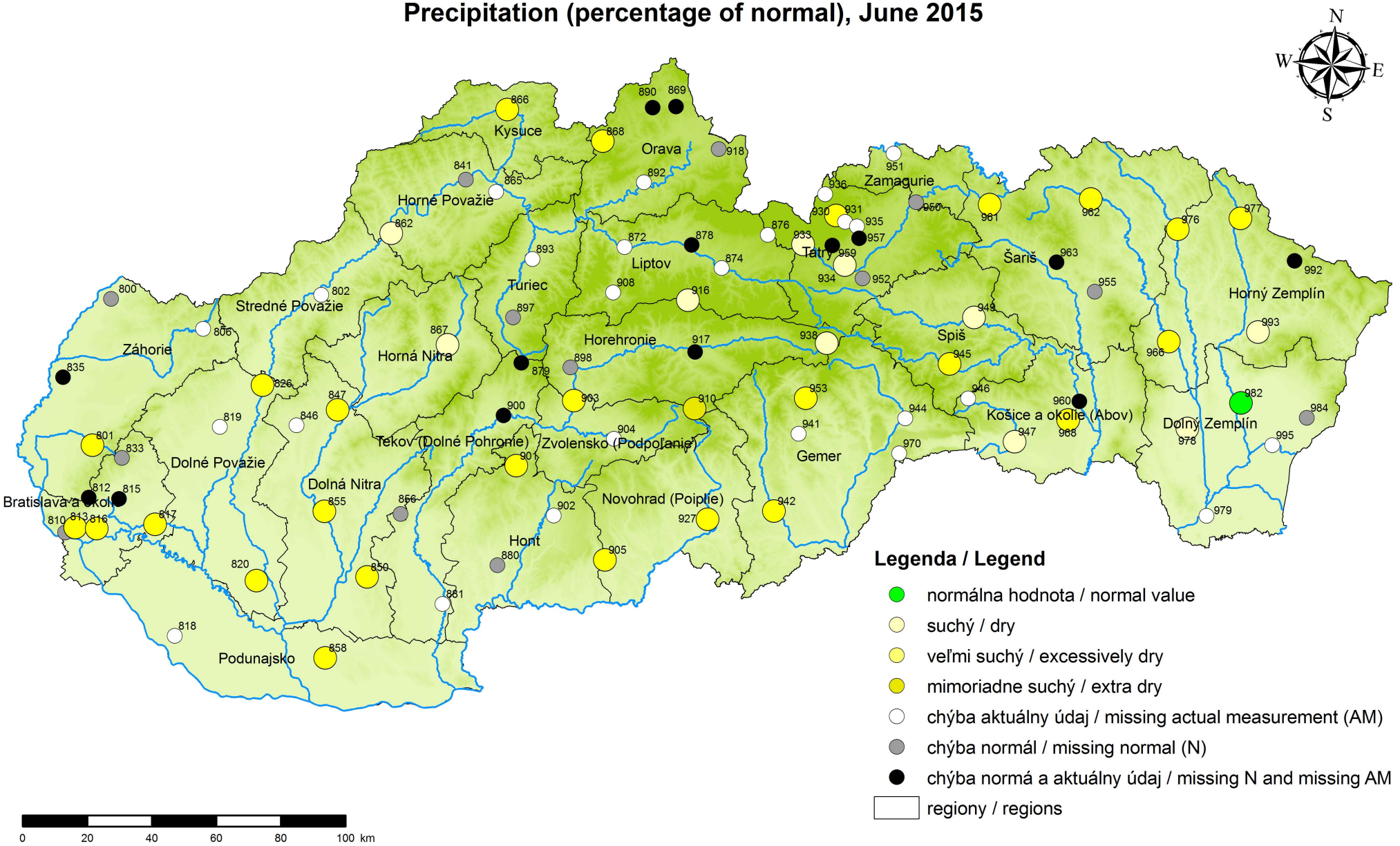

Hodnotenie meteorologických prvkov a ich charakteristík od roku 1961 / Evaluation of meteorological element since 1961
Oblačnosť (mesačný priemer) za jún 2015
Cloudiness (monthly mean), June 2015

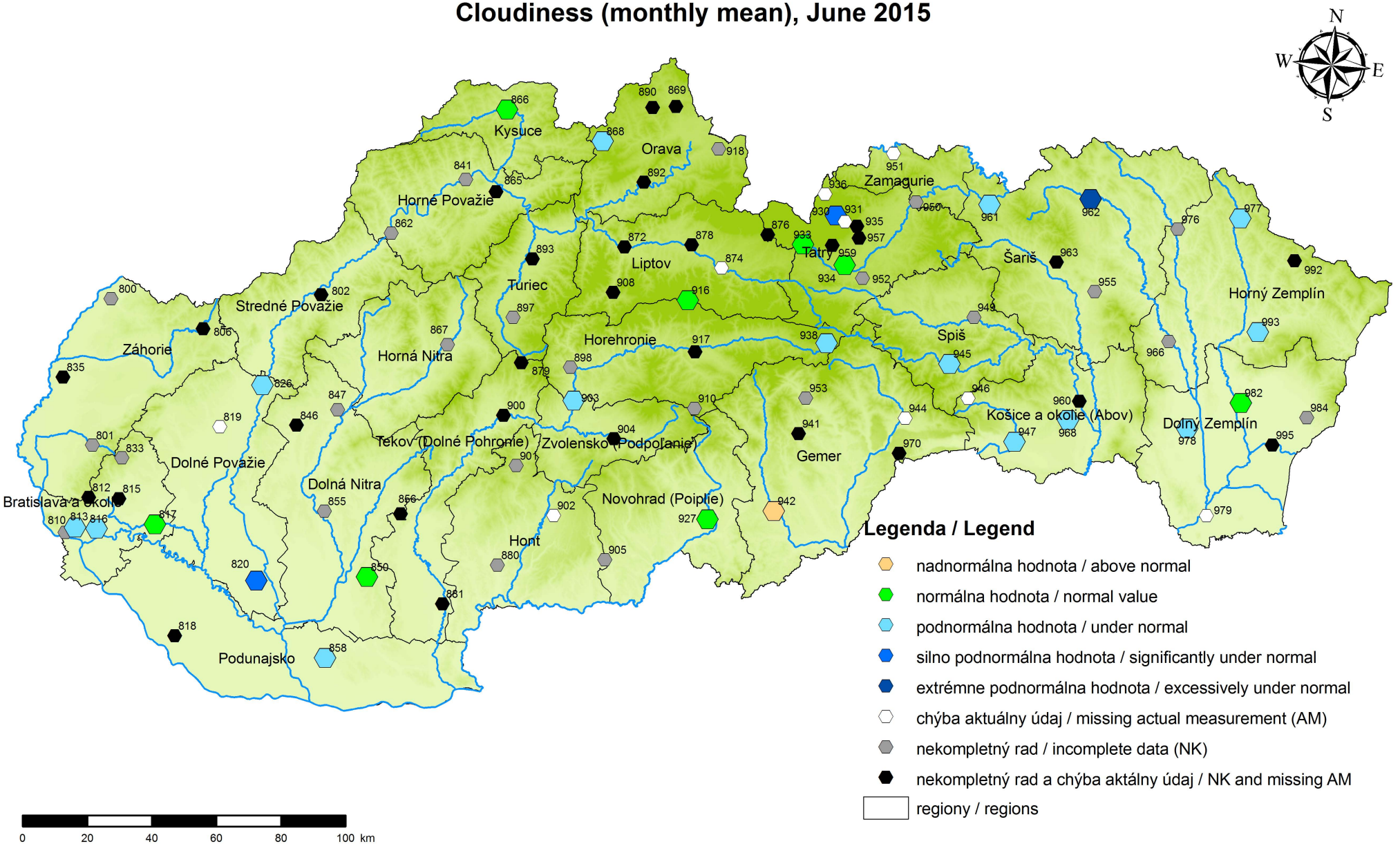

Hodnotenie meteorologických prvkov a ich charakteristík od roku 1961 / Evaluation of meteorological element since 1961
Relatívna vlhkosť vzduchu (mesačný priemer) za jún 2015
Air relative humidity (monthly mean), June 2015

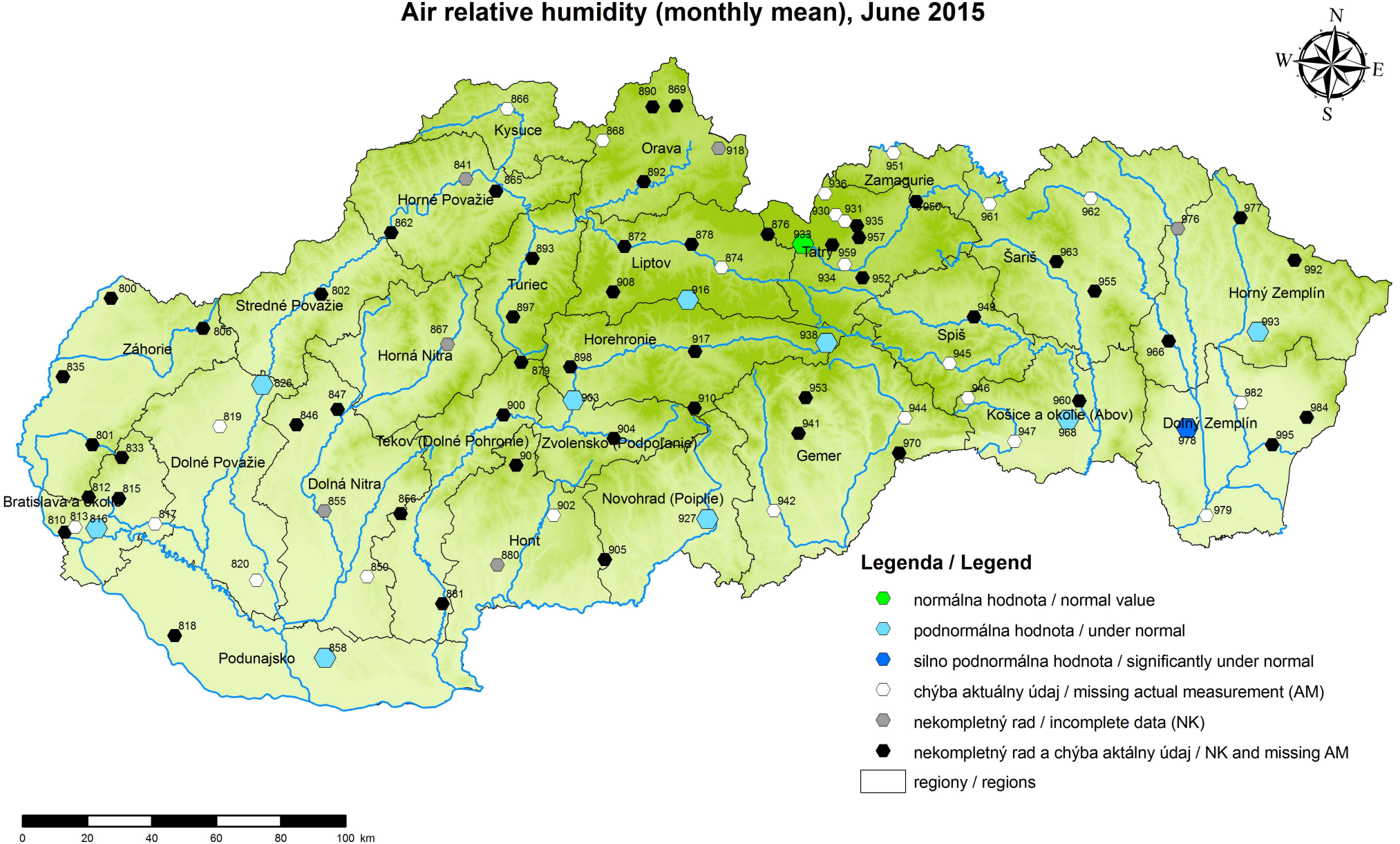

Hodnotenie meteorologických prvkov a ich charakteristík od roku 1961 / Evaluation of meteorological element since 1961
Trvanie slnečného svitu (mesačná suma) za jún 2015
Sunshine duration (monthly sum), June 2015

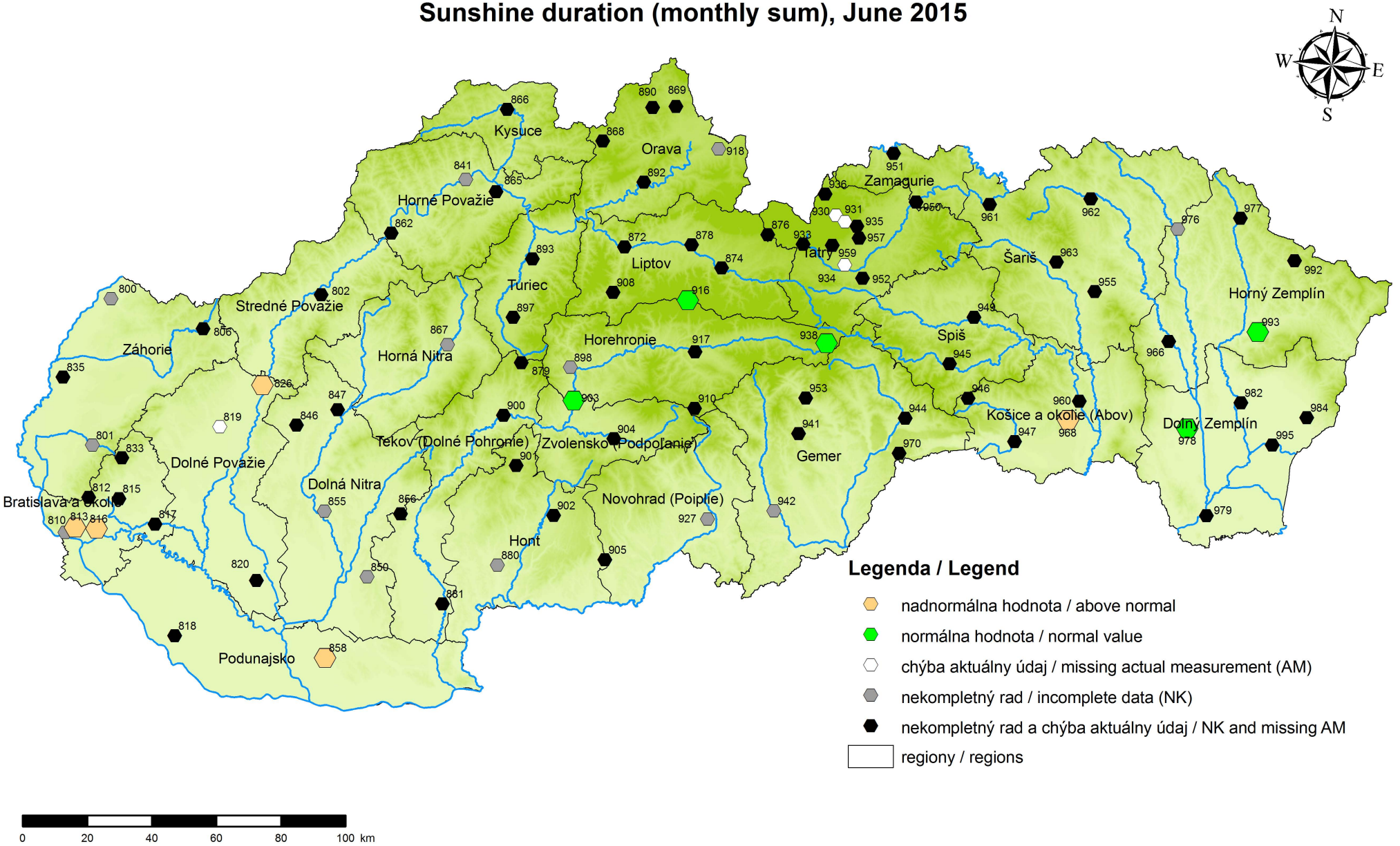

Agrometeorologický a fenologický prehľad / Agrometeorological and phenological review

Teplota a premŕzanie pôdy / Temperature and freezing of soil

Priemerná mesačná teplota pôdy v hĺbke 5 cm sa v júni pohybovala od 16,9 °C (Turčianske Teplice) do 22,7 °C (Žihárec). Minimálna termínová teplota pôdy v rovnakej hĺbke bola 10,3 °C (Turčianske Teplice) až 16,3 °C (Bratislava–Koliba, Mochovce). Priemerná mesačná teplota pôdy v hĺbke 20 cm sa pohybovala od 15,6 °C (Turčianske Teplice) do 21,3 °C (Hurbanovo).

Stav a vývin poľnohospodárskych kultúr, ovocných a lesných drevín a rastlín / State and development of crops, fruit and forest trees and plants

V prvej dekáde prešla pšenica ozimná spolu s jačmeňom ozimným do mliečnej zrelosti, na juhu Banskobystrického kraja až v druhej dekáde júna, kedy vyspelejšie porasty dosiahli žltú zrelosť. V poslednej dekáde bola v najteplejších oblastiach pozorovaná aj plná zrelosť a ojedinele sa začal aj zber. Raž ozimná sa nachádzala v žltej zrelosti až v tretej dekáde. Repka ozimná dosiahla na viacerých lokalitách žltú zrelosť v druhej dekáde, v tretej plnú zrelosť a na juhovýchodnom okraji Podunajskej nížiny sa začala aj zberať. Mliečna zrelosť jačmeňa jarného bola zaznamenaná v druhej dekáde, koncom júna na západnom Slovensku aj plná zrelosť a zber. Na strednom Slovensku boli jarné hustosiate obilniny na konci júna iba v mliečnej zrelosti, na východnom Slovensku bola ojedinele zaznamenaná aj žltá zrelosť. V polovici mesiaca bola pozorovaná butonizácia pri chmeli obyčajnom, hrach siaty dosiahol zelenú (konzervárenskú) zrelosť. V tretej dekáde sa začal ojedinele zber skorých odrôd hrachu v plnej zrelosti. V poslednej dekáde začala na západnom Slovensku kukurica siata miestami klasiť a slnečnica ročná kvitnúť. Na ostatnom území bola slnečnica od druhej dekády vo fenologickej fáze butonizácie. Začiatok predlžovania stoniek maku siateho bol zaznamenaný v prvom júnovom týždni, miestami začal aj kvitnúť. Od poslednej dekády bolo pozorované všeobecné žltnutie a odumieranie vňate, aj zber skorých zemiakov. Neskoré zemiaky začínali kvitnúť na viacerých lokalitách v prvej dekáde, od druhej plne kvitli. Porasty, ktoré sa zapájali do riadkov až v júni, plne kvitli hlavne v tretej dekáde. Prebiehali druhé kosby krmovín aj tráv.

Neskoré čerešne dosiahli zberovú zrelosť v druhej dekáde, višne a ríbezle hlavne v tretej dekáde, skôr len ojedinele. Vinič hroznorodý pokračoval v kvitnutí, od druhého júnového týždňa bolo zaznamenávané zavesovanie strapcov, od polovice júna ukončenie rastu letorastov jabloní. V nižších polohách dosiahli zberovú zrelosť skoré odrody marhule obyčajnej v poslednej dekáde mesiaca.

V prvej dekáde na väčšine územia plne kvitla lipa veľkolistá, od druhej dekády lipa malolistá a začali sa zberať prvé zrelé plody ostružiny malinovej, ktorá v podhorských oblastiach iba kvitla, spolu s borovicou horskou, agátom bielym, bazou čiernou, ružou šípovou a vtáčím zobom. Jánske výhonky lesných drevín boli pozorované v druhej a tretej dekáde mesiaca.

Prejavy sťahovavého vtáctva a iných živočíchov / Utterances of migratory birds and others animals

Celý mesiac bol zaznamenávaný hromadný výskyt pásavky zemiakovej, z nižších aj z vyšších polôh sa ozýval prvý spev prepelice poľnej.

Priemerná mesačná (jún 2015) teplota vzduchu [°C] na Slovensku
Mean Monthly (June 2015) Air Temperature [°C] In Slovakia

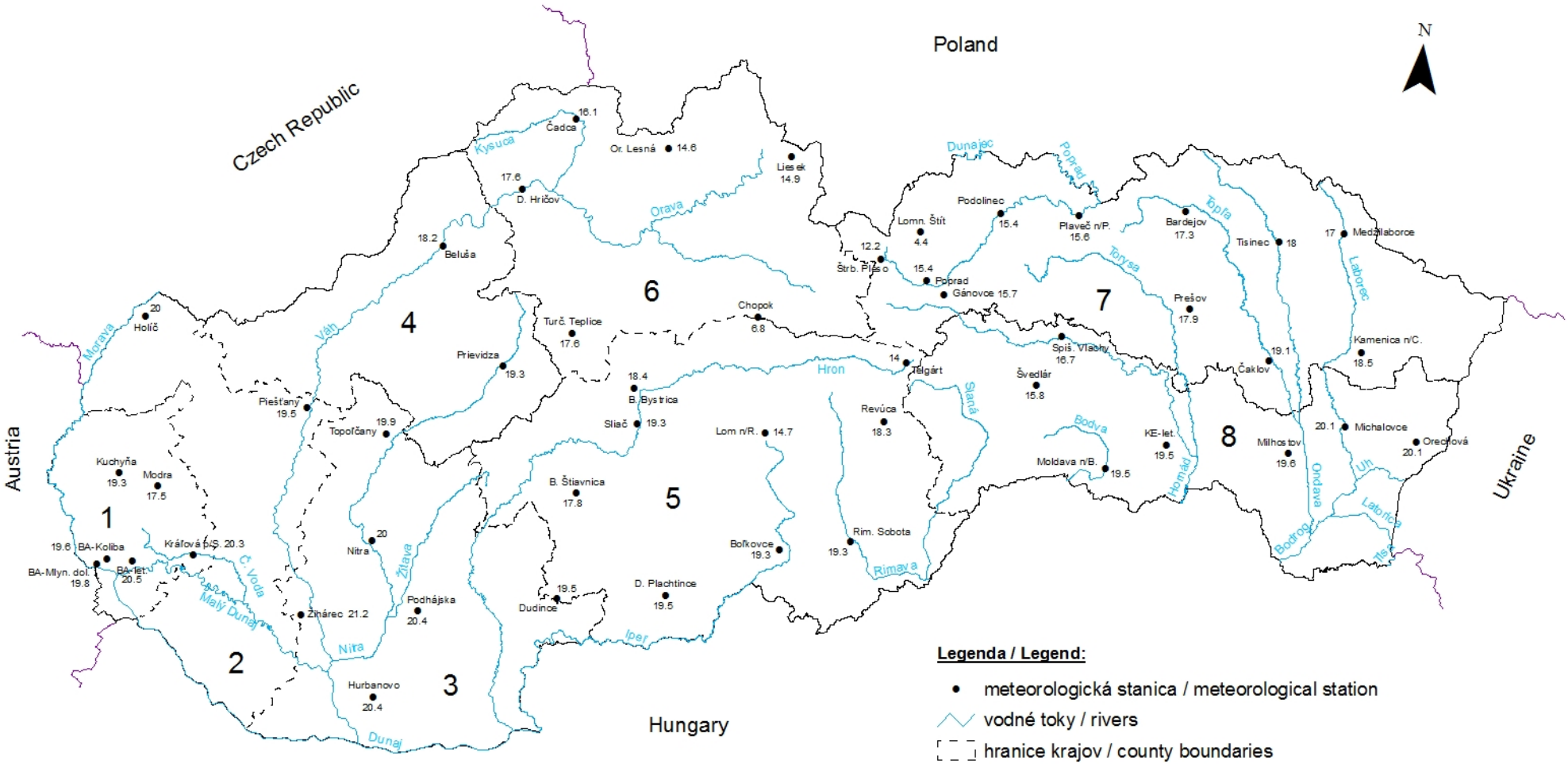

Odchýlky 6/2015 priemernej mesačnej teploty vzduchu od normálu 1961 - 1990 na Slovensku
Deviations from June 2015 monthly mean air temperature from normal 1961-1990 in Slovakia

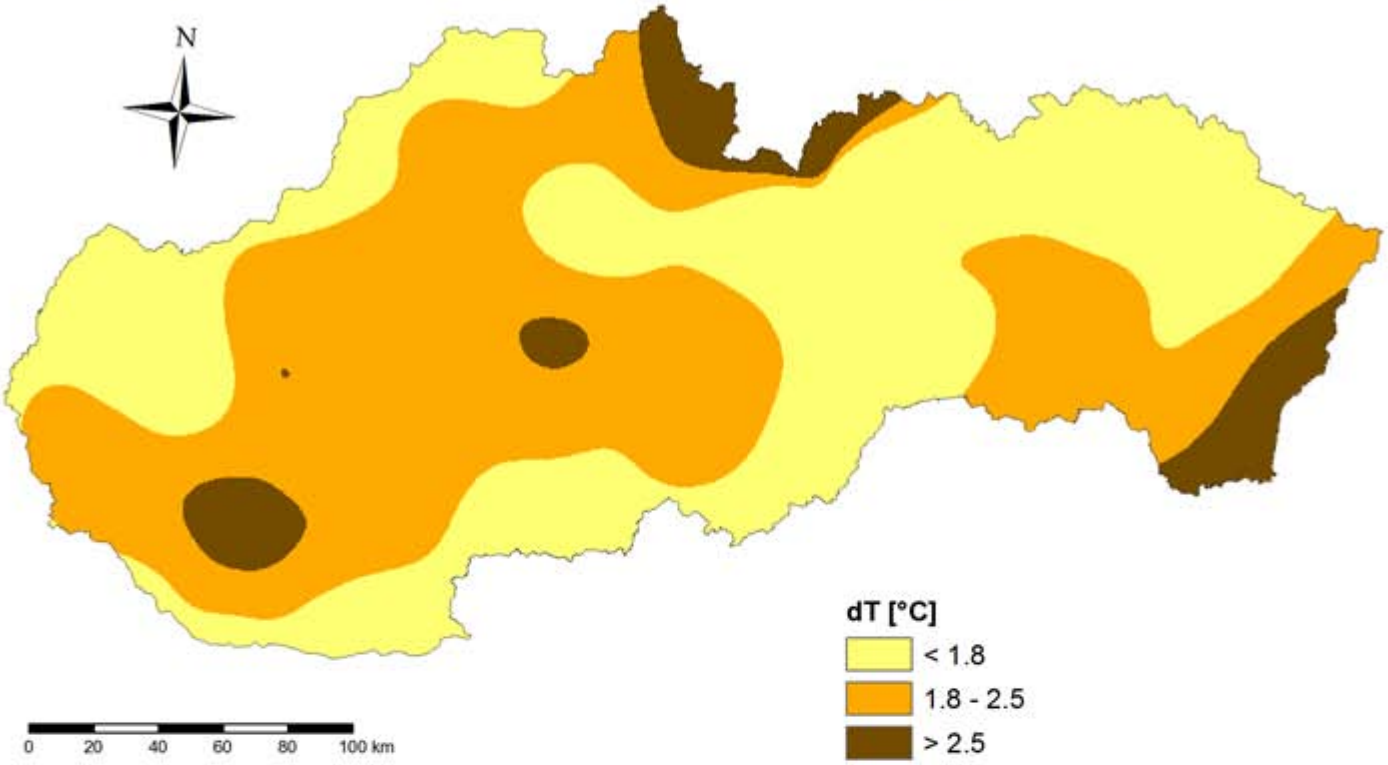

Úhrny atmosférických zrážok na Slovensku 6/2015 v % normálu 1961 - 1990
Precipitation totals in Slovakia for June 2015 in % of 1961-1990 normal

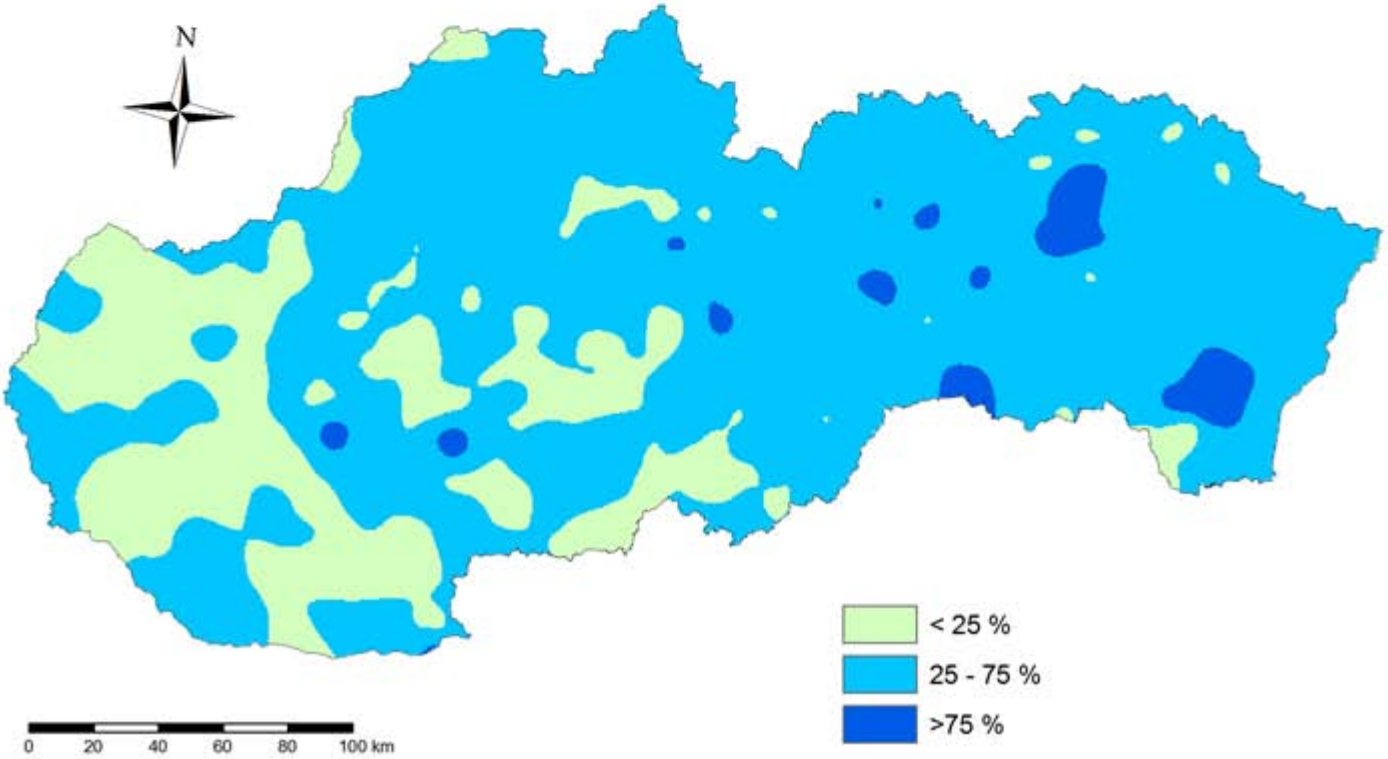

Priemerná denná teplota pôdy na vybraných staniciach SR za 6/2015
Daily means of soil temperature at selected stations of Slovakia during 6/2015

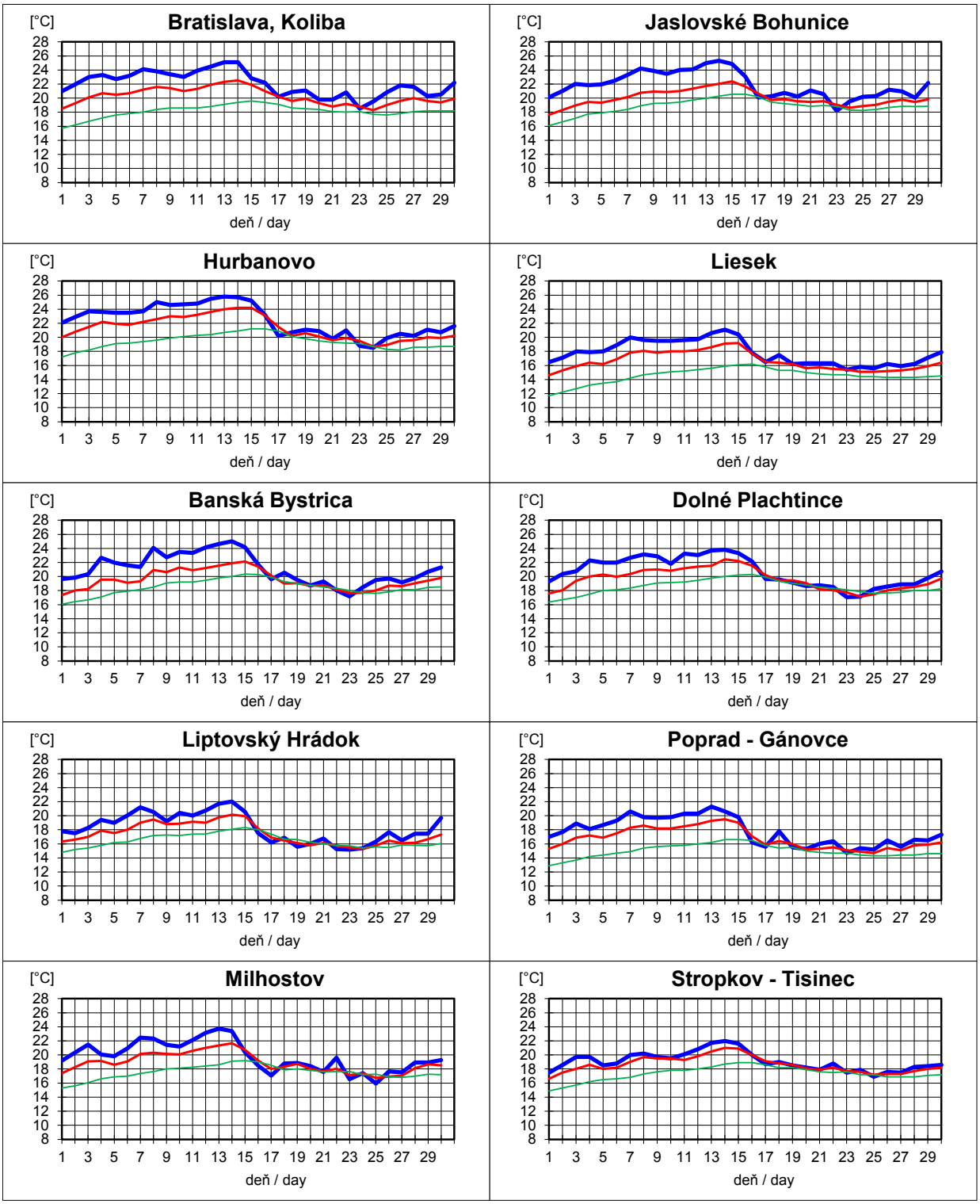

Legenda / Legend (depth of soil):

5 cm — 20 cm — 50 cm

Tab. 4 Pozícia uvedenej meteorologickej charakteristiky za jún 2015 na vybraných staniciach Slovenska v celkovom usporiadaní zostupne od r. 1961
Position of meteorological characteristics of June 2015 sorted downwards at selected stations of Slovakia since 1961

	meteorologická charakteristika / meteorological characteristic											
	t_mpr	tmax_mpr	tmax_mmax	tmin_mpr	tmin_mmin	t7_mpr	t14_mpr	t21_mpr	tprzmin_mpr	tprzmin_mmin	ss_msum	zra_msum
stanica / station	pozícia / position											
ZÁPAD / WEST												
Bratislava, Koliba (BaK)	10	9	17	11	13	9	10	10	21	9	6	50
Bratislava, letisko (BaL)	8	9	21	15	17	8	11	9	15	27	7	54
Piešťany (Pie)	8	9	27	15	21	6	7	8	18	19	5	53
Hurbanovo (Hu)	11	12	32	20	26	14	9	13	23	25	7	53
STRED / MIDDLE												
Čadca (Cad)	16	14	20	17	27	12	14	21	-	-	-	55
Oravská Lesná (OrL)	10	9	16	12	26	11	15	10	-	-	-	53
Sliač (Sli)	3	3	14	10	13	3	3	6	10	15	23	52
Chopok (Cho)	13	12	22	9	7	10	15	13	-	-	23	41
Boľkovce (Bol)	12	10	25	15	25	11	10	15	18	21	29	53
Telgárt (Tel)	17	15	23	18	26	12	14	17	12	10	22	51
VÝCHOD / EAST												
Lomnický štít (LoS)	7	5	16	8	8	6	6	9	-	-	14	53
Poprad (Pop)	15	14	18	19	14	11	14	15	36	22	14	50
Košice (Ke)	10	12	20	14	19	12	12	8	16	27	17	53
Medzilaborce (Med)	16	13	30	1	1	32	12	13	-	-	-	55
Milhostov (Mil)	10	10	16	17	15	13	10	10	19	24	27	42
Kamenica n/C (KnC)	14	12	28	14	19	10	14	16	13	15	28	42

Legenda / Legend:

t_mpr - priemerná mesačná teplota vzduchu / mean monthly air temperature [°C]
tmax_mpr - mesačný priemer maximálnych denných teplôt vzduchu / mean maximum daily temperatures [°C]
tmax_mmax - absolútne maximum teploty vzduchu v mesiaci / absolute maximum air temperature in the month [°C]
tmin_mpr - mesačný priemer minimálnych denných teplôt vzduchu / mean minimum daily temperatures [°C]
tmin_mmin - absolútne minimum teploty vzduchu v mesiaci / absolute minimum air temperature in the month [°C]
t7_mpr - priemerná mesačná teplota vzduchu o 7h / mean air temperature at 7h [°C]
t14_mpr - priemerná mesačná teplota vzduchu o 14h / mean air temperature at 14h [°C]
t21_mpr - priemerná mesačná teplota vzduchu o 21h / mean air temperature at 21h [°C]
tprzmin_mpr - mesačný priemer minimálnych prízemných teplôt vzduchu / mean minimum ground temperatures [°C]
tprzmin_mmin - absolútne prízemné minimum teploty vzduchu / absolute ground temperature [°C]
ss_msum - mesačná suma trvania slnečného svitu / monthly sunshine duration [h]
zra_msum - mesačný úhrn atmosférických zrážok / monthly precipitation total [mm]
- - stanica nepozoruje (nemá kompletné merania) / no (not complete) measurement

Tab. 5 Poradie priemerných mesačných (jún 2015) teplôt vzduchu [°C] na vybraných meteorologických staniciach SR od roku 1961
Order of mean monthly (June 2015) air temperature [°C] at selected meteorological stations of Slovakia since 1961

Por.č.	rok/year	BaK	rok/year	BaL	rok/year	Pie	rok/year	Hu	rok/year	Cad	rok/year	OrL	rok/year	Sli	rok/year	Cho	rok/year	Bol	rok/year	Tel	rok/year	LoS	rok/year	Pop	rok/year	Ke	rok/year	Tis	rok/year	Med	rok/year	Mil	rok/year	KnC
1	2003	22.4	2003	23.0	2003	21.4	2003	23.0	2003	17.7	1964	15.9	2003	20.1	1964	8.8	2003	21.3	1964	15.9	1964	5.5	1964	17.2	1964	21.6	1964	20.8	1964	20.2	1964	22.1	1964	21.2
2	2007	21.2	2007	21.7	2007	20.4	2007	22.0	1964	17.6	2003	15.6	1964	19.6	1979	8.2	1964	20.8	2003	15.6	1999	5.0	2003	16.8	2003	20.6	1979	19.1	2013	18.7	2007	20.8	1979	19.9
3	2008	20.6	2008	21.5	2008	20.1	2000	21.6	2007	17.5	2007	15.5	2015	19.4	2003	8.1	2012	20.4	1979	15.1	2010	4.9	2012	16.7	2007	20.6	2013	18.8	2007	18.4	1979	20.6	2007	19.8
4	2000	20.5	2012	21.3	1964	20.1	1964	21.5	2008	17.3	2008	15.4	2012	19.2	2007	7.8	2007	20.4	2007	15.0	1979	4.7	2007	16.6	1979	20.2	2007	18.7	1979	18.2	2012	20.3	2012	19.4
5	2012	20.5	2002	21.0	2012	20.0	2008	21.4	1992	16.9	1998	15.1	1979	19.1	2008	7.6	1979	20.0	2012	14.9	2007	4.7	1979	16.5	2013	20.0	2003	18.6	2003	18.0	2003	20.3	2013	19.3
6	2002	20.3	2000	20.9	2000	19.7	2012	21.4	1998	16.6	2012	15.0	2007	19.0	2012	7.6	2008	19.9	2002	14.8	2003	4.4	2008	16.5	2012	19.9	2012	18.5	2012	18.0	2013	20.1	2003	19.2
7	1964	20.0	1964	20.6	1979	19.7	2002	21.2	2002	16.5	1979	15.0	2010	18.9	2013	7.4	2002	19.8	2008	14.7	2015	4.4	2013	16.2	2008	19.8	2011	18.4	1999	17.8	1968	20.0	1999	19.2
8	1979	20.0	2015	20.5	2015	19.5	1979	21.1	2012	16.5	1992	14.8	2008	18.9	2010	7.2	2000	19.8	1999	14.5	2013	4.4	2002	16.2	1968	19.8	2008	18.3	2011	17.7	1999	19.9	2011	18.9
9	2014	19.7	2011	20.4	2002	19.3	2011	20.7	2006	16.4	2013	14.7	1998	18.9	1999	7.1	1998	19.5	1998	14.5	2008	4.3	1998	15.8	1999	19.6	1968	18.1	2008	17.7	1992	19.8	2002	18.8
10	2015	19.7	1979	20.4	1998	19.3	1998	20.5	1981	16.4	2015	14.7	2002	18.8	2002	7.0	2011	19.4	2013	14.4	2012	4.3	1999	15.7	2015	19.6	2015	18.1	1961	17.6	2015	19.6	1968	18.8
11	2011	19.5	2014	20.3	2006	19.2	2015	20.4	1979	16.3	2002	14.6	2013	18.7	1968	7.0	1968	19.4	1968	14.3	1968	4.1	2010	15.7	2011	19.5	1999	17.9	1992	17.6	2008	19.3	1992	18.7
12	1998	19.4	2006	20.2	1992	19.0	1992	20.2	2011	16.2	2010	14.6	1992	18.7	1998	6.9	2015	19.4	2010	14.2	1996	3.9	2011	15.6	2002	19.4	2002	17.9	2002	17.4	2011	19.3	1998	18.7
13	2006	19.3	1998	20.2	2011	19.0	1968	20.1	1968	16.2	1999	14.5	2000	18.7	2015	6.8	2010	19.1	1992	14.2	1998	3.8	1981	15.5	1992	19.1	1998	17.9	1998	17.4	2002	19.2	1961	18.6
14	1992	19.2	1992	19.9	2014	18.9	2010	20.0	1997	16.2	2006	14.4	2014	18.4	2000	6.8	2013	19.0	2011	14.1	1961	3.8	1968	15.4	2000	19.0	1992	17.8	2010	17.3	1996	19.1	2015	18.6
15	2010	19.0	2010	19.7	2010	18.8	2014	20.0	2010	16.1	2011	14.2	2011	18.3	1996	6.7	1992	19.0	1961	14.1	2002	3.8	2015	15.4	1961	19.0	1981	17.8	1968	17.3	1981	19.1	2008	18.5
16	1996	18.9	1981	19.4	1968	18.8	2006	19.9	2015	16.1	1997	14.1	1996	18.1	2011	6.6	2014	18.9	2000	14.1	1981	3.5	2000	15.3	1998	18.9	2010	17.8	2015	17.0	1998	19.1	2010	18.4
17	1976	18.9	1996	19.4	1963	18.6	1963	19.9	2000	16.1	1961	14.1	1999	18.0	1992	6.5	1981	18.9	2015	14.1	2011	3.3	1982	15.3	2014	18.8	2014	17.4	1981	16.9	2010	19.1	1981	18.3
18	1968	18.9	2005	19.4	2013	18.5	1996	19.8	2013	16.0	1996	14.1	1981	17.9	1961	6.5	1961	18.9	1981	13.8	2000	3.3	2006	15.2	2010	18.8	1963	17.4	2006	16.8	1961	19.1	1963	18.3
19	1977	18.9	1968	19.3	1997	18.5	1997	19.8	1972	16.0	2000	14.1	2006	17.8	1981	6.3	1996	18.8	2006	13.8	1992	3.3	1992	15.1	1996	18.7	1997	17.3	1997	16.7	2000	19.1	2000	18.1
20	1961	18.8	2013	19.3	1977	18.4	1977	19.8	1996	15.9	1968	14.0	1968	17.8	2006	6.3	1999	18.7	1996	13.7	1994	3.1	1961	15.1	2006	18.6	2006	17.1	1996	16.6	1963	19.0	2014	18.0
21	1982	18.7	1982	19.3	1996	18.4	1961	19.7	1961	15.9	1972	14.0	1997	17.7	1997	6.0	1994	18.6	1972	13.7	2006	2.9	1997	15.0	1981	18.4	1996	17.1	2000	16.4	2006	18.9	1997	18.0
22	1981	18.7	1993	19.2	1961	18.4	2013	19.7	1999	15.8	1981	13.9	1994	17.6	1963	6.0	1982	18.5	1994	13.5	1972	2.6	1996	15.0	2009	18.2	2000	17.0	2004	16.4	2014	18.8	1996	18.0
23	1994	18.7	1970	19.2	1972	18.4	1970	19.6	1987	15.8	1987	13.6	2005	17.5	1972	5.9	2006	18.4	2014	13.5	1997	2.6	2014	14.9	1997	18.2	2009	17.0	1972	16.4	1997	18.6	2009	17.7
24	1970	18.5	1994	19.2	1981	18.3	1993	19.5	1963	15.7	1963	13.5	1961	17.5	1994	5.9	1993	18.4	1997	13.4	1995	2.6	1972	14.9	1963	18.2	1972	16.9	1987	16.3	1987	18.5	1987	17.7
25	1997	18.5	1977	19.2	1994	18.2	1982	19.5	1977	15.7	1970	13.5	1963	17.3	1975	5.8	1963	18.3	1963	13.4	1963	2.5	1970	14.9	1977	18.2	1977	16.9	2009	16.3	1972	18.5	1995	17.7
26	2005	18.4	1976	19.1	1970	18.2	1972	19.5	1982	15.7	2014	13.5	1970	17.3	1982	5.8	1997	18.3	1970	13.3	1975	2.5	1977	14.8	1987	18.1	1987	16.8	1986	16.2	1993	18.2	2006	17.6
27	1963	18.4	1961	19.1	2005	18.2	1981	19.5	1983	15.7	1995	13.5	1983	17.3	1970	5.8	1972	18.3	1977	13.1	1966	2.4	1994	14.7	1994	18.0	1965	16.8	2014	16.1	1994	18.2	1977	17.5
28	1993	18.4	1997	19.0	1999	18.1	1994	19.5	1970	15.4	1994	13.4	1972	17.3	2014	5.7	2005	18.3	1982	13.1	1983	2.4	1987	14.6	1972	17.9	1995	16.7	1963	16.1	1995	18.2	1972	17.4
29	2013	18.4	1963	18.9	1982	18.1	1976	19.2	1995	15.3	1982	13.4	1987	17.2	1983	5.7	1970	18.1	1983	13.1	1982	2.3	1963	14.6	1993	17.9	1986	16.7	1995	15.9	1986	18.2	1982	17.4
30	1972	18.2	2004	18.9	1993	18.0	1999	19.1	1994	15.3	1983	13.2	1993	17.1	1966	5.7	1977	18.0	1986	13.0	1977	2.3	2009	14.6	1986	17.9	2004	16.6	1975	15.8	2004	18.2	1983	17.3
31	1983	18.1	1990	18.8	2009	17.8	2005	19.1	1990	15.3	1966	13.2	1975	17.1	2009	5.4	1987	18.0	1965	13.0	1987	2.2	1983	14.4	1995	17.8	1970	16.6	1965	15.7	1977	18.2	1991	17.2
32	1966	18.0	1972	18.8	1983	17.7	1966	19.1	1966	15.1	2009	13.2	1982	17.1	1977	5.4	1983	17.9	1966	12.9	2009	2.2	2004	14.4	2005	17.7	1990	16.5	1966	15.7	2009	18.1	1994	17.2
33	1986	18.0	2009	18.7	1987	17.7	2009	18.9	1965	15.1	1986	13.1	1995	17.0	1995	5.3	1975	17.8	2005	12.9	1967	2.1	2005	14.4	1982	17.7	1983	16.5	1982	15.7	2005	18.1	2004	17.2
34	1990	17.7	1986	18.7	1966	17.6	1983	18.9	2009	14.9	1977	13.1	1977	17.0	1987	5.2	1973	17.7	1995	12.9	1986	1.9	1965	14.2	1983	17.7	1982	16.5	2005	15.7	1982	18.1	1975	17.2
35	2009	17.7	1999	18.6	2004	17.6	1973	18.8	1991	14.9	1993	12.9	1986	16.9	1967	5.1	2004	17.7	1993	12.9	1965	1.9	1995	14.2	1975	17.7	1994	16.4	1977	15.7	1967	18.1	1965	17.1
36	1999	17.7	1988	18.6	1990	17.5	1990	18.7	2014	14.9	2004	12.9	2009	16.8	1965	5.1	1995	17.7	2009	12.8	1970	1.9	1975	14.1	1966	17.6	1991	16.4	1967	15.6	1991	18.1	1986	17.1
37	2004	17.6	1983	18.6	1967	17.3	1967	18.7	2005	14.9	1965	12.8	2001	16.6	1986	5.0	2009	17.6	2004	12.8	2005	1.9	1993	14.0	2004	17.6	1967	16.4	1983	15.5	1975	18.0	2005	17.0
38	1988	17.6	1987	18.4	1976	17.3	2004	18.7	2004	14.7	2005	12.7	1976	16.6	1973	5.0	1991	17.5	1987	12.8	1990	1.8	1966	13.9	1970	17.4	1975	16.3	1969	15.5	1970	17.9	1970	16.9
39	1973	17.6	1966	18.4	1973	17.3	1987	18.7	1993	14.6	1990	12.7	2004	16.5	2004	4.9	1966	17.5	1975	12.7	2014	1.8	1991	13.9	1990	17.3	2005	16.3	1991	15.5	1966	17.9	1990	16.9
40	1965	17.3	1973	18.2	1991	17.3	1965	18.5	1975	14.5	1975	12.6	1969	16.5	1990	4.9	1976	17.4	1991	12.6	1991	1.8	1990	13.9	1991	17.3	1966	16.3	1970	15.5	1990	17.7	1967	16.9
41	1978	17.3	1991	18.2	1986	17.3	1991	18.4	1967	14.4	1991	12.5	1966	16.4	2005	4.8	1967	17.4	1973	12.5	1973	1.7	1976	13.8	1967	17.3	1993	16.2	1988	15.3	1965	17.6	1993	16.7
42	1987	17.2	2001	18.0	1965	17.2	2001	18.4	1969	14.4	1967	12.5	1973	16.4	1969	4.6	1965	17.3	1967	12.3	1993	1.5	1969	13.8	1965	17.3	1969	15.7	1994	15.2	1973	17.6	2001	16.3
43	1967	17.2	1967	18.0	1988	17.1	1986	18.2	1988	14.3	1973	12.5	1988	16.3	1993	4.6	1986	17.3	1990	12.3	2004	1.2	1986	13.7	1988	17.1	1973	15.6	1990	15.2	1983	17.6	1966	16.3
44	1991	17.1	1975	17.9	1969	17.0	1995	18.1	1973	14.2	1988	12.3	1991	16.3	1991	4.5	1969	17.1	1976	12.2	1969	1.1	1967	13.7	1973	17.1	1988	15.6	1993	15.2	1969	17.5	1988	16.3
45	2001	16.9	1995	17.9	1975	17.0	1975	18.1	1986	14.2	1969	12.3	1965	16.3	1976	4.3	2001	17.1	1988	12.2	1988	0.9	1973	13.6	2001	17.0	1976	15.5	1989	15.0	1976	17.2	1969	16.2
46	1995	16.9	1965	17.8	1995	17.0	1988	18.0	1976	14.1	1976	12.0	1967	16.2	1988	4.2	1990	16.9	1969	12.2	1989	0.7	1988	13.5	1969	17.0	2001	15.5	1971	15.0	1971	17.2	1973	16.2
47	1975	16.8	1978	17.8	1978	16.8	1980	17.9	1978	14.0	1989	11.8	1980	16.1	1978	3.9	1980	16.8	2001	11.9	1971	0.6	2001	13.5	1976	16.8	1989	15.5	1973	14.8	2001	17.1	1971	16.1
48	1980	16.8	1980	17.5	2001	16.7	1978	17.8	1980	14.0	1978	11.8	1990	16.0	2001	3.9	1988	16.7	1980	11.7	1980	0.4	1980	13.4	1989	16.6	1971	15.3	2001	14.8	1988	17.0	1976	16.0
49	1969	16.6	1969	17.5	1980	16.5	1969	17.8	1989	14.0	1980	11.8	1978	15.6	1989	3.8	1971	16.4	1978	11.4	2001	0.4	1978	13.3	1971	16.1	1980	15.3	1980	14.4	1989	16.9	1989	15.8
50	1984	16.5	1989	17.3	1989	16.3	1971	17.6	1971	13.9	2001	11.6	1989	15.5	1980	3.7	1962	16.2	1989	11.4	1978	0.4	1971	13.2	1978	16.1	1978	14.8	1978	14.1	1980	16.6	1980	15.8
51	1989	16.2	1984	17.0	1971	16.2	1984	17.3	2001	13.7	1971	11.5	1971	15.1	1971	3.6	1978	16.0	1971	11.3	1962	0.2	1989	12.7	1980	16.1	1984	14.2	1976	14.0	1978	16.5	1978	15.6
52	1971	16.1	1971	16.9	1984	15.8	1989	17.3	1984	13.5	1984	11.0	1962	14.8	1962	3.1	1989	15.9	1984	10.8	1976	0.2	1984	12.3	1962	15.7	1985	14.2	1984	13.6	1962	16.5	1962	15.1
53	1962	16.1	1962	16.7	1962	15.4	1962	17.2	1962	12.7	1974	10.7	1984	14.7	1974	3.0	1984	15.8	1974	10.7	1985	-0.5	1974	12.0	1984	15.6	1974	13.7	1962	13.5	1984	16.1	1984	15.1
54	1974	15.5	1974	16.4	1974	15.4	1974	16.8	1974	12.6	1962	10.4	1974	14.5	1984	2.6	1985	15.2	1962	10.6	1984	-0.6	1962	11.9	1985	15.0	1961	-	1985	13.5	1985	15.9	1985	14.9
55	1985	15.1	1985	16.0	1985	14.9	1985	16.1	1985	12.6	1985	10.3	1985	14.5	1985	2.5	1974	15.2	1985	10.3	1974	-0.7	1985	11.7	1974	14.8	1962	-	1974	13.0	1974	15.4	1974	14.6

Tab. 6 Poradie priemerných mesačných (jún 2015) maxím teplôt vzduchu [°C] na vybraných meteorologických staniciach SR od roku 1961
Order of mean monthly (June 2015) maximum air temperature [°C] at selected meteorological stations of Slovakia since 1961

Por.č.	rok/year	BaK	rok/year	BaL	rok/year	Pie	rok/year	Hu	rok/year	Cad	rok/year	OrL	rok/year	Sli	rok/year	Cho	rok/year	Bol	rok/year	Tel	rok/year	LoS	rok/year	Pop	rok/year	Ke	rok/year	Tis	rok/year	Med	rok/year	Mil	rok/year	KnC
1	2003	28.2	2003	28.4	2003	28.0	2003	29.3	1964	25.5	2003	23.0	1964	27.7	1964	11.8	2003	28.3	1964	22.3	1964	9.3	1964	24.0	1964	28.4	1964	28.2	1964	27.4	1964	29.6	1964	28.3
2	2007	27.7	2007	27.8	2007	27.1	2007	28.7	2003	24.5	2007	22.4	2003	27.5	2003	11.4	1964	28.0	2003	22.1	1999	8.8	2003	23.5	2007	27.1	2007	26.3	2003	26.0	2007	27.5	2007	27.0
3	2000	26.9	2000	27.2	2000	27.0	2000	28.3	2007	24.2	1964	22.3	2015	26.8	2008	11.1	2007	27.8	2007	21.2	2003	8.6	2007	23.0	2003	26.8	2003	26.0	2007	25.9	1961	27.2	1979	26.5
4	2012	26.4	2012	27.0	2008	26.7	1964	27.9	1979	24.0	2008	22.0	2000	26.4	2007	10.9	2012	27.2	1979	20.9	2007	8.6	2008	22.7	1968	26.4	1979	25.8	1979	25.5	1968	27.0	2003	26.4
5	2008	26.3	2008	26.8	1964	26.5	2008	27.6	2008	23.9	2000	21.4	2007	26.3	1979	10.9	2000	26.9	2000	20.9	2015	8.3	1979	22.7	1979	26.1	1968	25.4	2008	24.6	1979	27.0	1999	25.8
6	2002	25.9	1964	26.7	1979	26.2	2012	27.4	1968	23.8	1979	21.2	1979	26.2	2000	10.8	2008	26.5	2002	20.7	1979	8.2	2002	22.6	1961	25.7	2011	25.4	1968	24.5	2003	26.9	1968	25.7
7	1964	25.7	1979	26.5	2012	25.7	2002	27.2	1961	23.4	2012	21.2	2008	26.2	2012	10.7	1979	26.5	1999	20.6	2012	7.8	2012	22.4	2000	25.5	2008	24.9	1999	24.5	2012	26.2	2011	25.6
8	2014	25.6	2002	26.4	2002	25.7	1979	27.0	1982	23.2	1998	21.1	2012	25.9	1996	10.2	1968	26.3	2012	20.5	2008	7.8	2000	22.3	2008	25.5	1992	24.8	2002	24.4	2000	26.1	2000	25.6
9	2015	25.5	2015	26.3	2015	25.6	2011	26.9	2000	23.2	2015	21.0	2014	25.8	1968	10.0	2002	26.3	1998	20.5	2010	7.7	1998	22.3	2011	25.4	2013	24.8	1992	24.4	2013	25.7	1992	25.3
10	1979	25.2	1976	26.2	2014	25.4	1968	26.9	2012	23.2	1992	20.9	1992	25.7	2013	9.9	2015	26.1	2008	20.1	2013	7.7	1968	22.2	2012	25.4	2015	24.7	2000	24.4	2015	25.6	2012	25.1
11	2011	25.1	2014	26.0	1977	25.2	1998	26.9	1992	23.1	2002	20.9	2013	25.7	2002	9.8	2013	25.8	2013	20.0	1996	7.7	2013	21.8	2013	25.0	2002	24.4	2013	24.4	1992	25.6	1961	25.0
12	1998	25.0	1998	25.8	1992	25.2	2015	26.8	1996	23.1	1968	20.7	2006	25.4	2015	9.7	2011	25.8	1968	19.9	2000	7.5	1999	21.7	2015	24.9	2014	24.4	2011	24.1	1999	25.6	2015	25.0
13	1977	24.7	1977	25.8	2006	25.1	2014	26.6	1981	22.9	2013	20.7	1968	25.4	1998	9.7	2014	25.7	2006	19.6	1961	7.4	1982	21.5	2002	24.9	2000	24.4	2015	24.1	2014	25.5	2014	25.0
14	1996	24.6	1982	25.8	2011	25.0	1996	26.3	2015	22.8	1999	20.6	1998	25.4	1999	9.6	1998	25.5	1961	19.5	1968	7.4	2015	21.5	1999	24.8	2012	24.3	1961	24.0	1963	25.5	2002	25.0
15	1982	24.6	1968	25.7	1998	25.0	1961	26.1	1977	22.7	2006	20.6	2010	25.3	2010	9.5	1961	25.5	2015	19.5	1998	7.2	1996	21.5	1992	24.8	1963	24.0	2006	24.0	2008	25.5	2008	24.9
16	2006	24.5	1992	25.7	1968	25.0	1963	26.0	1963	22.6	1996	20.4	2002	25.2	1992	9.5	1992	25.3	1992	19.5	1981	7.2	2011	21.5	1996	24.7	1999	23.9	1998	23.9	1996	25.3	2013	24.8
17	1981	24.5	2011	25.7	1996	24.9	1982	26.0	1983	22.6	1961	20.3	1996	25.1	1994	9.5	2006	25.1	1996	19.5	1994	7.0	1961	21.4	2014	24.6	1998	23.8	2014	23.8	2011	25.3	1998	24.4
18	1968	24.4	1981	25.5	1982	24.8	1977	26.0	2002	22.5	2014	20.2	1961	24.9	1961	9.4	1993	25.1	2014	19.4	2002	7.0	2014	21.4	1987	24.3	1982	23.6	2012	23.7	2002	25.1	1996	24.4
19	2005	24.1	1996	25.4	1963	24.7	1997	25.8	2011	22.5	1997	20.1	2011	24.8	1981	9.2	1996	25.1	2011	19.4	1992	6.8	2006	21.3	1977	24.2	1997	23.6	1996	23.4	1972	24.8	1963	24.4
20	1970	24.1	1961	25.2	1997	24.6	2006	25.8	2014	22.4	2010	20.1	1997	24.5	2014	9.2	1982	25.0	1994	19.3	1995	6.2	1994	21.3	1998	24.1	2006	23.4	1997	23.4	1977	24.8	1997	24.2
21	1993	24.1	1970	25.1	1981	24.5	1993	25.7	1966	22.4	2011	20.0	1963	24.5	2006	9.1	1977	25.0	1981	19.3	1982	6.1	1997	21.2	1982	24.1	1977	23.4	1987	23.3	1981	24.7	1981	24.1
22	1963	24.1	2006	25.0	1994	24.4	1970	25.6	1998	22.4	1987	19.8	1999	24.4	2011	9.1	1994	24.9	2010	19.1	2011	6.0	1992	21.1	1963	24.1	1996	23.4	2004	23.3	1987	24.7	2009	24.1
23	1994	24.1	1986	24.9	1961	24.3	1992	25.6	2006	22.3	1977	19.8	1977	24.3	1997	8.9	1981	24.8	1972	18.9	1987	5.8	1977	21.0	1997	24.1	1981	23.4	1990	23.1	1982	24.5	2006	24.0
24	1961	24.1	1993	24.9	2005	24.2	1976	25.6	1970	22.3	1966	19.6	1994	24.3	1982	8.9	2005	24.8	1993	18.9	1997	5.8	1981	20.7	2006	24.0	1972	23.3	1982	23.0	1998	24.5	1977	24.0
25	1992	24.0	1994	24.8	1993	24.1	1972	25.4	1994	22.3	1981	19.5	1981	24.3	1983	8.8	1999	24.8	1997	18.8	2006	5.7	2010	20.7	1981	23.9	1995	23.3	1977	22.9	1993	24.4	2004	23.9
26	1976	23.9	1990	24.8	1983	24.1	2013	25.4	1997	22.1	1972	19.5	1970	24.2	1986	8.6	2010	24.7	1983	18.8	1983	5.7	1963	20.6	1993	23.8	2009	23.2	1995	22.9	2004	24.4	1987	23.9
27	1972	23.8	1963	24.8	1970	24.0	1994	25.3	2013	22.1	1982	19.5	1986	24.2	1970	8.6	1963	24.7	1977	18.8	1966	5.7	1987	20.5	2009	23.7	1987	23.2	1972	22.9	1967	24.4	1995	23.8
28	2010	23.8	1972	24.8	1990	24.0	1967	25.2	1987	22.0	1994	19.3	1982	24.1	1975	8.5	1997	24.7	1982	18.7	2009	5.5	1972	20.5	1994	23.6	1993	23.1	1963	22.9	1997	24.4	1982	23.8
29	1990	23.8	1983	24.8	1972	23.9	2005	25.0	1972	22.0	1970	19.3	1983	24.0	1972	8.5	1972	24.6	1970	18.6	1975	5.4	1966	20.5	1972	23.6	2004	23.1	1981	22.8	2006	24.3	1990	23.6
30	1997	23.8	2005	24.8	1978	23.9	1981	25.0	1986	21.7	1986	19.1	2005	24.0	1967	8.5	1986	24.6	2004	18.5	2005	5.4	2009	20.5	1990	23.6	1994	23.0	2009	22.6	1995	24.3	1972	23.6
31	1983	23.7	1997	24.5	2013	23.9	2010	24.9	2010	21.7	1983	19.0	1993	24.0	2009	8.5	1987	24.5	1966	18.5	1963	5.4	1983	20.4	1995	23.5	1966	23.0	1986	22.6	1966	24.3	1983	23.4
32	2009	23.6	1991	24.5	1976	23.9	1999	24.9	1978	21.7	2009	19.0	1972	24.0	1965	8.4	1976	24.3	2005	18.5	1977	5.4	1993	20.4	1983	23.5	1990	22.9	1994	22.5	1994	24.2	1986	23.3
33	1986	23.5	1988	24.4	2009	23.8	1983	24.8	1965	21.5	1967	19.0	1987	23.9	1966	8.3	2004	24.2	1963	18.5	1993	5.2	1970	20.4	2004	23.4	1970	22.9	1993	22.4	1990	24.1	1991	23.3
34	2013	23.4	1978	24.4	1991	23.6	1966	24.8	1976	21.5	1963	18.9	2009	23.8	1977	8.3	1983	24.1	1987	18.4	1967	5.2	2004	20.1	1967	23.4	1983	22.8	1983	22.3	2009	24.1	1994	23.3
35	1988	23.3	2013	24.2	2010	23.5	2009	24.8	1993	21.5	2005	18.9	1975	23.8	1995	8.1	1966	24.0	1986	18.4	1972	5.2	1965	20.1	1991	23.4	1991	22.8	1991	22.3	1991	23.9	1993	23.2
36	1966	23.3	1966	24.2	2004	23.5	1973	24.7	1967	21.3	1993	18.8	1976	23.7	1993	8.1	1970	24.0	1975	18.3	1965	5.0	2005	20.0	1966	23.2	1965	22.6	2005	22.2	1970	23.7	1975	23.2
37	1967	23.2	1967	24.1	1999	23.5	1991	24.6	1995	21.3	1995	18.8	1966	23.7	1963	8.1	1973	24.0	2009	18.2	1986	4.9	1995	19.9	1986	23.2	1986	22.5	1970	22.1	1986	23.6	2010	23.0
38	1991	23.1	2010	24.1	1966	23.4	2001	24.6	1975	21.1	2004	18.7	1967	23.7	1987	8.0	2009	23.9	1965	18.1	1991	4.8	1976	19.9	2005	23.1	2010	22.3	2010	22.0	1983	23.6	1967	23.0
39	1978	22.9	2009	24.1	1967	23.4	2004	24.5	1990	20.9	1965	18.7	1995	23.4	2004	7.9	1991	23.8	1967	17.9	1990	4.8	1990	19.8	1988	22.8	1967	22.2	1966	22.0	1965	23.5	1976	22.8
40	1999	22.9	1973	24.0	1986	23.4	1987	24.4	1999	20.9	1991	18.4	1973	23.3	2005	7.9	1967	23.7	1976	17.9	2014	4.7	1967	19.8	1970	22.8	2005	22.2	1967	22.0	2010	23.3	1973	22.8
41	2004	22.8	1975	23.7	1965	23.3	1990	24.4	2009	20.8	1990	18.4	2004	23.2	1976	7.9	1975	23.7	1991	17.9	1973	4.6	1988	19.6	1973	22.8	1976	21.8	1973	21.8	1973	23.2	1965	22.6
42	1973	22.8	1987	23.7	1973	23.2	1986	24.3	1991	20.7	1978	18.1	1965	23.0	1990	7.9	1990	23.5	1995	17.9	2004	4.4	1986	19.6	2010	22.8	1973	21.6	1965	21.7	2005	23.2	1966	22.6
43	1987	22.5	2004	23.5	1987	23.1	1988	24.1	2005	20.6	1988	18.1	1991	23.0	1973	7.5	1988	23.2	1973	17.8	1970	4.4	1991	19.6	1975	22.5	1969	21.6	1988	21.6	1971	23.2	1970	22.6
44	1980	22.4	1999	23.4	1995	22.8	1978	24.1	2004	20.6	1976	17.9	2001	22.7	1991	7.4	1995	23.2	1990	17.8	1989	3.7	1973	19.2	2001	22.4	1988	21.5	1975	21.5	1975	23.1	2005	22.4
45	2001	22.4	1980	23.4	1989	22.7	1965	23.9	1971	20.5	1975	17.9	1969	22.7	1969	7.1	1965	23.0	1988	17.7	1988	3.7	1975	19.2	1976	22.4	1975	21.5	1976	21.5	1969	23.0	1988	22.2
46	1984	22.4	2001	23.3	2001	22.7	1995	23.9	1973	20.1	1973	17.5	1990	22.7	1988	6.9	2001	23.0	2001	17.4	2001	3.6	1978	19.1	1965	22.3	1971	21.4	1989	21.2	1962	22.9	2001	21.9
47	1995	22.3	1984	23.3	1988	22.6	1975	23.8	1988	20.0	1971	17.2	1988	22.6	1978	6.8	1971	22.8	1971	17.0	1962	3.5	2001	19.0	1971	21.9	1978	21.0	1971	21.1	1976	22.7	1978	21.8
48	1965	22.2	1989	23.3	1975	22.6	1980	23.5	1969	20.0	1980	17.1	1989	22.4	2001	6.5	1980	22.7	1978	16.9	1969	3.4	1969	18.9	1969	21.9	2001	20.9	1978	20.9	1988	22.6	1971	21.7
49	1971	22.1	1962	22.9	1980	22.3	1971	23.5	1980	19.7	2001	17.0	1978	22.3	1971	6.1	1969	22.6	1969	16.9	1978	3.3	1971	18.8	1989	21.7	1989	20.6	1969	20.9	2001	22.6	1969	21.6
50	1962	22.0	1995	22.9	1969	22.2	1962	23.5	1962	19.5	1969	17.0	1971	21.8	1989	6.1	1978	22.5	1980	16.6	1971	3.3	1980	18.2	1978	21.6	1984	20.6	1984	20.7	1978	22.0	1989	21.3
51	1975	21.9	1965	22.8	1984	22.1	1969	23.4	1989	19.4	1989	16.9	1980	21.7	1962	6.0	1989	22.3	1989	16.3	1980	3.1	1984	18.2	1984	21.6	1980	20.0	2001	20.5	1989	21.7	1980	20.8
52	1989	21.7	1969	22.6	1971	21.9	1984	23.4	1974	19.1	1984	16.6	1962	21.5	1980	5.8	1962	22.1	1984	16.1	1976	3.0	1989	18.0	1962	21.1	1985	19.1	1980	20.1	1984	21.3	1984	20.7
53	1969	21.4	1971	22.6	1962	21.8	1989	23.3	2001	18.8	1962	15.9	1984	20.9	1984	5.6	1984	21.8	1962	15.5	1985	2.9	1962	17.5	1980	20.8	1974	19.1	1962	19.2	1980	21.2	1962	20.6
54	1974	21.4	1974	22.3	1974	21.2	1974	22.5	1984	18.7	1974	15.8	1974	20.6	1974	5.6	1974	21.2	1974	15.5	1984	2.4	1974	17.2	1985	20.3	1961	-	1974	19.0	1974	20.5	1974	19.9
55	1985	20.1	1985	20.9	1985	20.1	1985	21.4	1985	18.1	1985	15.3	1985	20.3	1985	5.0	1985	20.5	1985	15.0	1974	2.0	1985	17.0	1974	20.0	1962	-	1985	18.9	1985	20.5	1985	19.8

Tab. 7 Poradie absolútnych mesačných (jún 2015) maxím teploty vzduchu [°C] usporiadaných zostupne na vybraných staniciach SR od roku 1961
Order of absolute monthly (June 2015) maximum air temperature [°C] at selected stations of Slovakia since 1961

Por.č.	rok/year	BaK	rok/year	BaL	rok/year	Pie	rok/year	Hu	rok/year	Cad	rok/year	OrL	rok/year	Sli	rok/year	Cho	rok/year	Bol	rok/year	Tel	rok/year	LoS	rok/year	Pop	rok/year	Ke	rok/year	Tis	rok/year	Med	rok/year	Mil	rok/year	KnC
1	2000	36.8	2000	36.3	2000	36.0	2000	37.5	1963	33.1	2013	31.3	2013	35.8	2000	20.6	2000	35.8	2000	29.9	1994	17.4	2013	32.4	2000	34.3	2000	33.7	2000	34.8	1963	35.3	2000	35.0
2	2002	35.7	2002	36.1	1994	35.4	2002	36.1	1965	33.0	2000	30.6	2014	35.8	2014	19.3	2002	34.9	2006	28.9	1963	17.3	2000	32.2	1968	34.2	1968	33.6	2002	33.7	1994	35.1	2002	34.2
3	2007	35.5	2012	36.0	2002	35.1	2012	35.9	2000	32.9	2010	30.6	2000	35.6	1994	19.1	2012	34.8	1994	28.7	2013	16.8	1963	31.0	1994	33.9	1963	33.4	1964	33.0	2000	35.1	1963	33.6
4	2012	35.0	1998	35.2	2012	35.0	2007	35.5	2013	32.8	2012	30.6	2012	34.2	2010	19.1	1994	34.6	2002	28.4	2000	16.6	1994	30.7	2002	33.8	1994	33.4	1994	33.0	2002	35.0	1968	33.4
5	1998	34.6	2003	35.0	1998	34.5	2003	35.3	2014	32.6	2014	30.6	1994	33.7	2012	19.0	2014	34.4	2003	28.2	2010	16.5	1967	30.6	2008	33.5	1964	32.7	1996	32.8	1968	34.9	1994	33.2
6	2003	34.6	2007	34.8	2014	34.3	1994	35.1	1994	32.5	1998	30.2	2010	33.1	1967	18.8	2013	34.1	2014	27.9	1968	16.4	2002	30.4	1996	33.4	1979	32.7	2013	32.6	1961	34.5	2014	33.1
7	2014	34.1	1994	34.6	2003	34.2	1998	35.1	2010	32.4	2002	30.1	1968	32.7	2006	18.8	1968	33.9	2012	27.6	2002	16.1	2010	30.2	1963	33.1	2012	32.6	1968	32.5	2012	34.2	1961	33.0
8	1962	33.6	1976	34.3	1965	33.9	2013	35.0	2012	32.4	1994	30.0	1996	32.7	2008	18.5	1963	33.4	1968	27.3	1996	15.8	2012	30.2	2012	33.1	2014	32.6	2006	32.4	1962	34.0	1996	32.8
9	2013	33.6	1990	34.3	2013	33.8	1997	34.9	1996	32.1	1997	30.0	2006	32.7	2002	18.4	2006	33.1	1997	27.1	2006	15.8	1998	30.1	1961	32.8	2002	32.4	1997	32.3	2013	33.8	1997	32.8
10	1994	33.5	2013	34.3	2007	33.2	1962	34.8	1967	32.0	1963	29.8	1963	32.6	1965	18.2	1997	32.9	2013	27.1	2003	15.5	1968	30.0	2014	32.6	2013	32.3	2012	32.2	2008	33.3	2012	32.7
11	2008	33.4	2014	34.2	1997	33.1	2008	34.4	1997	32.0	1968	29.6	1965	32.6	2013	18.2	2008	32.7	1975	27.0	1987	15.2	1997	29.9	2003	32.4	1982	31.7	1999	32.1	1964	33.2	2013	32.6
12	1990	32.6	1962	34.0	1963	33.0	2014	34.4	2002	31.9	1996	29.6	1998	32.6	1963	17.9	1990	32.6	1996	26.9	2012	15.1	2003	29.9	1991	32.2	1996	31.7	2014	32.0	1967	33.2	1999	32.1
13	2010	32.6	2008	33.1	1990	33.0	1991	34.3	1968	31.8	1965	29.5	2002	32.6	1996	17.8	2003	32.6	1963	26.7	1967	15.0	2014	29.9	1997	32.2	1997	31.7	1986	31.6	1996	33.2	2010	32.1
14	2006	32.5	1968	32.8	1996	33.0	1967	34.0	1970	31.6	1967	29.2	2015	32.4	1997	17.6	1991	32.1	1965	26.7	1998	15.0	1965	29.5	1967	32.1	1986	31.5	1963	31.5	1991	33.0	1991	32.0
15	1967	32.3	1965	32.7	1979	32.8	1968	34.0	1964	31.5	2006	29.2	2003	32.1	1990	17.5	1998	32.1	1962	26.6	1964	14.6	2006	29.5	2013	32.1	1967	31.2	1987	31.2	1997	32.9	1998	32.0
16	1961	32.2	1979	32.7	2008	32.5	1963	33.7	1998	31.2	2015	28.8	1967	32.0	2003	17.2	1961	32.0	1964	26.6	2015	14.4	1996	29.2	1962	31.9	1966	31.1	1979	31.0	2015	32.6	1986	31.9
17	2015	32.1	1997	32.7	1967	32.3	2006	33.7	2006	31.2	1981	28.2	2001	31.9	1998	17.0	1967	32.0	1967	26.6	1962	14.3	2008	29.2	1964	31.7	2010	31.1	1998	31.0	2014	32.5	1964	31.8
18	1979	32.0	1967	32.6	1977	32.3	2009	33.7	2003	31.1	2003	28.2	1991	31.8	1968	16.8	2010	32.0	1998	26.5	1992	14.3	2015	28.8	2006	31.7	1991	31.0	1982	30.7	1979	32.3	1979	31.6
19	1970	31.9	1970	32.6	1964	32.1	1965	33.5	1986	31.0	1986	28.0	1997	31.8	1986	16.8	1962	31.9	1979	26.3	1981	14.2	1962	28.6	1979	31.5	2015	31.0	1961	30.6	1986	32.3	2003	31.6
20	1997	31.9	1982	32.6	1968	32.1	1990	33.5	2015	31.0	2007	28.0	1975	31.7	1987	16.7	1964	31.8	2008	26.3	1999	14.2	1964	28.5	2015	31.5	1965	30.9	1967	30.6	2003	32.3	1967	31.5
21	1965	31.8	2015	32.5	1962	32.0	1976	33.4	1982	30.8	1977	27.6	1961	31.6	2001	16.7	1976	31.8	2010	26.3	1982	14.0	1961	28.3	1987	31.3	1977	30.9	2010	30.6	1965	32.0	1975	31.2
22	1981	31.6	1996	32.4	1981	32.0	2010	33.4	1981	30.6	1990	27.6	1962	31.6	2015	16.7	1979	31.5	1991	26.2	1965	13.8	1991	28.3	2010	31.2	1999	30.6	2011	30.6	2010	32.0	1962	31.0
23	1976	31.5	1993	32.3	1982	31.7	1996	33.3	1987	30.6	2001	27.6	1964	31.6	1964	16.6	1996	31.5	2015	26.1	1966	13.8	1982	28.2	1975	31.1	1987	30.5	1991	30.5	1998	31.7	1987	31.0
24	1996	31.5	2006	32.3	2006	31.6	2011	33.2	1961	30.5	1987	27.5	1977	31.6	1977	16.4	2007	31.5	1977	26.0	1995	13.7	1987	28.1	1977	31.0	2003	30.5	2003	30.4	1977	31.5	1965	30.8
25	1964	31.4	1963	32.2	1976	31.4	1961	33.0	1962	30.5	1991	27.5	2009	31.5	1983	16.4	2015	31.5	1986	25.8	2008	13.7	1990	28.0	1981	31.0	2007	30.2	1990	30.1	1993	31.5	1982	30.6
26	2009	31.4	1981	32.2	1975	31.3	1977	32.9	1976	30.5	2008	27.5	1979	31.4	1961	16.3	1987	31.4	1987	25.7	2014	13.5	2007	27.9	1986	31.0	2008	30.2	2005	30.1	1987	31.2	2007	30.6
27	1982	31.3	1977	32.0	2015	31.3	1982	32.8	1977	30.4	1961	27.3	1981	31.4	1975	16.0	1975	31.3	1970	25.2	1961	13.4	2011	27.9	1993	31.0	2011	30.1	2007	30.1	1999	31.1	2011	30.6
28	1968	31.2	1986	32.0	2011	31.1	1979	32.7	1991	30.4	1982	27.1	1966	31.2	1991	15.9	1986	31.2	1976	25.2	2005	13.4	1979	27.8	1998	30.9	1990	30.0	1975	30.0	1966	31.0	2015	30.6
29	2011	31.2	2010	32.0	1966	30.8	1970	32.4	1979	30.1	1964	27.0	1986	31.2	1962	15.8	1977	31.1	1961	24.8	2007	13.3	1992	27.8	2007	30.6	2005	29.9	1992	30.0	1975	31.0	1977	30.5
30	1963	31.1	1992	31.9	1993	30.8	1975	32.2	1983	30.0	1979	27.0	1990	31.1	1972	15.7	2009	31.1	1990	24.8	1973	13.0	1975	27.7	1990	30.5	2006	29.9	2015	30.0	1982	30.9	1995	30.4
31	1986	31.0	1961	31.8	1986	30.7	1993	32.1	2008	30.0	1999	26.8	1970	31.0	1979	15.7	1982	31.0	1982	24.6	1990	12.8	1986	27.6	2011	30.5	1992	29.8	1962	29.8	2006	30.8	1990	30.3
32	1991	31.0	1964	31.6	2010	30.7	2015	32.1	1966	29.5	2011	26.7	1987	31.0	1982	15.5	2005	31.0	2007	24.6	1986	12.6	2005	27.6	1966	30.1	1976	29.7	1965	29.6	2007	30.8	2009	30.3
33	1993	31.0	1975	31.4	1970	30.6	2001	32.0	1975	29.5	1962	26.5	2008	31.0	2005	15.5	1965	30.8	1983	24.5	1993	12.6	2009	27.5	1982	30.1	1998	29.7	2008	29.6	2005	30.6	2006	30.1
34	1977	30.8	1983	31.3	2009	30.5	1964	31.9	1973	29.4	1992	26.5	1976	30.9	1981	15.4	1981	30.8	1966	24.4	1997	12.6	1976	27.2	2009	30.1	1981	29.5	1966	29.5	1973	30.5	1981	30.0
35	1988	30.8	2011	31.3	1961	30.4	1981	31.8	2007	29.4	1976	26.4	2007	30.9	1970	15.1	2001	30.8	1981	24.4	1975	12.5	1977	27.2	1965	30.0	1975	29.4	1977	29.5	2009	30.5	2005	30.0
36	1975	30.6	2005	30.9	1973	30.4	1973	31.4	2001	29.1	1966	26.1	1982	30.7	1976	15.1	2011	30.6	2005	24.3	2011	12.0	1981	27.2	1972	30.0	1995	29.1	1976	29.3	1972	30.4	1976	29.9
37	2005	30.6	1991	30.7	1978	30.3	1986	31.3	1980	28.9	1973	26.0	2011	30.7	1966	14.9	1993	30.4	2011	24.2	1983	11.8	1983	26.9	1999	29.9	2009	29.0	1972	29.0	1990	30.3	1972	29.7
38	1983	30.4	1966	30.6	1991	30.1	1966	31.1	1972	28.8	1975	26.0	1992	30.5	1993	14.8	1966	30.3	2001	24.0	2004	11.6	1973	26.7	1983	29.6	1993	28.9	1995	29.0	1992	30.3	2008	29.7
39	2001	30.4	1988	30.6	1992	30.0	1980	30.7	2011	28.6	1980	26.0	1993	30.3	1992	14.6	1973	30.1	1999	23.9	1985	11.5	1966	26.5	2005	29.5	1970	28.6	1973	28.5	1981	30.2	1973	29.6
40	1980	30.3	2009	30.5	2001	30.0	1983	30.7	1992	28.5	2005	25.7	1988	30.0	2007	14.6	1980	30.1	1973	23.7	1979	11.4	1970	26.5	1973	29.4	1972	28.6	1981	28.5	1976	30.0	1983	29.6
41	1987	29.6	1980	30.4	2005	30.0	1987	30.7	1990	28.4	1970	25.5	1973	29.4	2009	14.4	1970	29.9	1993	23.6	1972	11.3	1999	26.5	1976	29.3	1983	28.5	1970	28.4	1983	30.0	1992	29.4
42	1966	29.5	1987	30.4	1983	29.7	1992	30.7	1995	28.4	1972	25.4	1995	29.4	1973	14.2	1983	29.8	1992	23.5	1980	11.2	1980	26.3	1995	28.9	1973	28.4	1983	28.4	1995	29.8	1966	29.2
43	1984	29.5	2001	30.2	1987	29.5	2005	30.7	1993	28.0	1988	25.4	2005	29.3	1978	14.1	1992	29.6	1995	23.5	1977	11.0	1993	26.2	1992	28.7	1988	28.3	2009	28.3	2011	29.6	1993	29.2
44	1973	29.3	1978	30.0	1995	29.4	1999	30.6	1988	27.9	1993	25.4	1980	29.2	1999	14.1	1999	29.2	2009	23.5	2001	11.0	1969	26.0	1969	28.4	1969	27.9	1993	28.2	1969	29.5	1970	28.8
45	1992	29.3	1984	30.0	1980	29.0	1984	30.3	1969	27.8	2009	25.2	1999	29.0	1995	13.8	1972	28.7	1980	23.4	1991	10.7	1972	25.7	1970	28.4	1971	27.7	2004	27.6	1971	29.0	1989	28.2
46	1985	28.8	2004	29.9	1988	29.0	1995	30.3	2009	27.8	1969	25.0	1985	28.9	2011	13.8	1988	28.6	1972	22.7	1989	10.4	2001	25.7	1989	28.4	1989	27.7	1971	27.5	2004	28.5	2004	28.1
47	2004	28.8	1973	29.4	2004	28.8	1969	29.8	1989	27.4	1983	24.6	1983	28.8	1980	13.7	1969	28.3	1989	22.7	2009	10.4	1985	25.4	1980	28.2	2001	27.7	1989	27.5	1989	28.4	1988	27.9
48	1974	28.6	1985	29.2	1984	28.6	1978	29.4	1999	27.4	1978	24.5	1969	28.7	1988	13.7	1995	28.2	1969	22.6	1971	10.0	1988	25.4	2001	28.2	1980	27.0	2001	27.4	1970	28.3	2001	27.9
49	1999	28.6	1995	29.2	1969	28.4	2004	29.4	1985	27.2	1995	24.5	1972	28.2	1985	12.6	2004	28.1	1971	22.3	1976	10.0	1984	25.0	1988	27.8	1984	26.8	1978	27.2	2001	28.3	1980	27.4
50	1995	28.5	1999	28.7	1985	28.2	1972	29.3	1978	27.1	1989	24.1	2004	27.8	1984	12.4	1985	27.6	2004	22.3	1970	9.8	1971	24.9	1985	27.7	1985	26.8	1980	27.0	1980	28.2	1985	27.4
51	1972	28.3	1969	28.6	1989	28.2	1985	29.1	2005	27.1	1984	24.0	1978	27.5	2004	12.3	1971	27.2	1978	22.0	1988	9.7	1995	24.8	1984	27.5	2004	26.5	1984	27.0	1985	27.8	1969	27.0
52	1978	28.3	1972	28.4	1974	28.1	1988	29.0	1974	26.7	1985	24.0	1989	27.3	1969	11.6	1978	27.0	1984	21.7	1984	9.1	2004	24.2	1971	27.3	1978	25.8	1985	26.8	1988	27.7	1971	26.7
53	1989	28.0	1989	28.2	1999	27.9	1974	28.9	1971	26.3	2004	23.5	1971	27.2	1989	11.5	1984	27.0	1985	21.6	1969	9.0	1978	23.9	2004	26.6	1974	24.2	1988	26.8	1984	26.6	1984	26.0
54	1969	27.6	1974	28.0	1972	27.8	1989	28.1	1984	25.8	1971	23.2	1984	27.0	1971	11.3	1989	27.0	1974	21.5	1978	8.0	1974	23.8	1978	25.9	1961	-	1969	26.7	1978	26.4	1978	25.4
55	1971	27.1	1971	27.0	1971	27.2	1971	27.6	2004	25.2	1974	21.8	1974	26.2	1974	9.8	1974	26.4	1988	21.4	1974	6.2	1989	23.8	1974	25.2	1962	-	1974	24.7	1974	26.0	1974	25.1

Tab. 8 Poradie priemerných mesačných (jún 2015) miním teplôt vzduchu [°C] na vybraných meteorologických staniciach SR od roku 1961
Order of mean monthly (June 2015) minimum air temperature [°C] at selected meteorological stations of Slovakia since 1961

Por.č.	rok/year	BaK	rok/year	BaL	rok/year	Pie	rok/year	Hu	rok/year	Cad	rok/year	OrL	rok/year	Sli	rok/year	Cho	rok/year	Bol	rok/year	Tel	rok/year	LoS	rok/year	Pop	rok/year	Ke	rok/year	Tis	rok/year	Med	rok/year	Mil	rok/year	KnC
1	2003	17.0	2003	16.7	1964	14.7	2003	16.0	1999	11.7	2012	9.5	2010	13.2	1964	6.4	1979	14.0	1964	10.7	1964	3.2	1979	10.8	1964	15.3	2013	13.6	2015	14.3	1964	15.3	1979	13.9
2	1979	16.1	2007	15.8	1979	14.2	2008	15.6	2007	11.7	1999	9.4	1964	13.1	1979	5.8	1964	13.9	1999	10.2	1979	2.6	1999	10.7	2013	14.6	1979	13.4	2013	12.7	2013	15.1	2013	13.6
3	2008	15.6	2008	15.4	2007	14.1	1964	15.4	1979	11.4	2013	9.3	2013	12.9	2007	5.5	2007	13.6	2013	10.1	2010	2.0	1964	10.5	1979	14.4	1981	12.8	1979	12.3	1979	14.9	1964	13.4
4	1964	15.5	2011	15.3	2003	14.0	2007	15.3	1998	11.3	2007	9.1	2008	12.6	2003	5.4	2010	13.5	2010	9.9	1999	1.9	1981	10.5	2010	14.3	1999	12.8	1999	11.6	1999	14.6	2012	13.1
5	2007	15.4	2012	15.3	2010	13.7	1979	15.3	2008	11.3	1998	9.1	2011	12.5	2013	5.3	1999	13.5	2012	9.7	2013	1.9	2013	10.5	1999	14.2	2010	12.8	2007	11.5	2010	14.3	1999	13.1
6	2002	15.1	1964	15.1	2012	13.6	2012	15.0	1981	11.3	2010	9.0	1979	12.5	2008	5.1	2003	13.2	1979	9.6	2007	1.7	2007	10.5	2011	14.1	2012	12.8	2010	11.5	2007	14.0	1998	13.1
7	2012	15.0	2002	14.9	2008	13.5	2010	15.0	1964	11.1	2011	8.9	1999	12.5	1999	5.0	2013	13.2	1992	9.5	2003	1.4	2008	10.3	2008	14.1	1998	12.8	1981	11.4	1992	13.8	2010	13.0
8	2011	14.9	1979	14.9	1963	13.3	2011	14.5	2003	10.9	2008	8.6	2007	12.5	2010	4.6	2012	13.2	2003	9.5	2015	1.4	2012	10.3	2007	14.0	2007	12.6	2012	11.3	1998	13.8	1981	12.9
9	1992	14.6	2010	14.8	1998	13.2	1992	14.5	1992	10.9	1979	8.5	2012	12.3	2015	4.6	2008	13.1	2008	9.5	2008	1.4	2010	10.0	1992	13.9	2011	12.3	1998	11.3	1981	13.7	2007	12.7
10	2010	14.6	2006	14.5	2013	13.2	2002	14.4	2002	10.8	2003	8.5	2015	12.1	2012	4.6	1981	12.9	2011	9.5	1996	1.2	2002	9.7	2003	13.6	1975	12.0	1964	11.3	2011	13.7	1975	12.6
11	2015	14.5	2013	14.3	2011	13.1	1981	14.3	2012	10.6	1964	8.2	2003	12.1	1998	4.5	2011	12.9	1981	9.4	2012	1.2	2011	9.6	1981	13.4	2008	12.0	1975	11.1	2008	13.5	2008	12.3
12	1998	14.4	1998	14.3	1981	13.1	1998	14.3	1975	10.5	2015	8.1	1998	12.0	2011	4.3	1998	12.8	2007	9.4	1998	1.1	1998	9.5	2012	13.4	1964	12.0	2008	10.9	2012	13.5	2002	12.2
13	2006	14.4	1992	14.3	1992	12.8	2013	14.3	2011	10.5	2002	8.1	1981	12.0	1992	4.3	2002	12.7	1998	9.3	1968	1.1	1975	9.4	2002	13.3	2015	11.7	1986	10.8	1975	13.4	2011	12.1
14	2014	14.4	1981	14.1	1999	12.8	1963	13.9	2010	10.0	1981	8.0	2002	11.9	1996	4.1	1975	12.4	2002	9.1	2011	0.9	2003	9.3	2015	13.2	1992	11.7	2011	10.8	2006	13.3	2015	12.0
15	2000	14.3	2015	14.0	2015	12.6	2006	13.9	2006	10.0	1987	7.9	1975	11.9	2002	4.0	2015	12.3	1961	8.6	1961	0.9	2004	9.3	1998	13.2	2002	11.6	2002	10.4	2002	13.2	1986	11.7
16	1981	14.1	1963	13.9	1997	12.5	1999	13.7	1972	9.9	2004	7.6	1972	11.0	1961	4.0	1965	12.3	1968	8.5	2002	0.6	1982	9.1	2006	13.2	2003	11.4	1992	10.3	2003	13.1	1992	11.6
17	1970	13.9	2014	13.9	2006	12.5	1994	13.5	2015	9.8	2009	7.6	1992	11.0	2006	3.9	1972	12.3	1996	8.5	1981	0.6	1969	9.1	1975	13.0	1986	11.4	2009	10.2	2015	13.1	1965	11.5
18	1982	13.9	2004	13.8	2002	12.5	1972	13.4	1969	9.8	1980	7.4	1996	10.9	1968	3.8	1992	12.2	2015	8.3	1992	0.5	1963	9.0	2009	12.7	2009	11.3	1972	9.9	1961	12.9	2009	11.5
19	1994	13.9	1996	13.7	1961	12.4	1965	13.4	2013	9.8	2006	7.3	1963	10.8	1981	3.8	1995	12.2	2006	8.3	1972	0.2	2015	9.0	1996	12.7	1965	11.3	2003	9.9	1963	12.7	1961	11.5
20	1996	13.9	1999	13.6	1972	12.3	2015	13.4	1996	9.8	1992	7.3	2004	10.8	1975	3.7	1961	12.1	1963	8.3	1975	0.1	2006	9.0	1986	12.6	1989	11.2	1989	9.8	1995	12.6	1997	11.4
21	2005	13.8	2009	13.6	1968	12.3	1970	13.3	2004	9.7	1996	7.2	1969	10.7	2000	3.6	1963	11.9	1970	8.2	1966	0.0	1980	8.9	1968	12.5	1980	11.2	1969	9.7	1996	12.5	1980	11.4
22	2013	13.8	1970	13.6	1970	12.2	1977	13.3	1988	9.6	1997	7.1	2014	10.6	1963	3.6	1996	11.8	1983	8.1	1963	0.0	1970	8.9	1963	12.4	1996	11.0	1965	9.7	1989	12.4	1969	11.4
23	1968	13.7	1994	13.6	1977	12.0	2004	13.3	1970	9.6	1995	7.0	2009	10.6	1982	3.5	2004	11.7	1997	8.0	2000	0.0	1972	8.8	1961	12.4	2006	11.0	2006	9.7	1986	12.4	1987	11.3
24	1961	13.7	2000	13.6	1987	12.0	1997	13.3	1980	9.6	1975	6.8	1997	10.5	1972	3.3	1997	11.7	1986	8.0	1995	0.0	1987	8.8	1972	12.4	1987	10.9	1987	9.6	2005	12.3	2003	11.3
25	1976	13.6	1987	13.5	1996	12.0	2009	13.3	1989	9.6	1971	6.8	1987	10.5	1970	3.3	1970	11.7	1975	7.9	2006	-0.1	1996	8.7	1995	12.3	1968	10.9	1980	9.5	2009	12.3	1989	11.3
26	1997	13.6	2005	13.4	1994	11.9	1961	13.3	1982	9.6	2001	6.7	2006	10.5	2014	3.2	2014	11.6	1969	7.9	1997	-0.2	1997	8.6	1969	12.2	1995	10.9	1968	9.4	1972	12.3	1970	11.2
27	2004	13.6	1993	13.3	1966	11.8	2000	13.2	1965	9.5	1982	6.7	1965	10.5	1966	3.2	1969	11.6	1965	7.9	1994	-0.2	1961	8.6	1989	12.2	1969	10.8	1973	9.2	1970	12.3	1995	11.2
28	1966	13.5	1995	13.3	2004	11.8	1993	13.2	1995	9.5	2005	6.7	1970	10.4	1983	3.2	1987	11.6	1980	7.8	1970	-0.4	1968	8.6	1970	12.2	2004	10.7	2014	9.1	1987	12.2	1972	11.2
29	1977	13.5	1997	13.2	1980	11.7	1996	13.2	1997	9.5	1988	6.7	1995	10.4	1997	3.2	2006	11.5	1966	7.7	1983	-0.4	2001	8.5	2004	12.1	1963	10.6	1970	9.1	1993	12.1	1968	11.1
30	1963	13.4	1982	13.2	1995	11.7	1982	13.1	1977	9.4	1963	6.6	1983	10.3	2009	2.9	1982	11.4	1994	7.7	1982	-0.4	2009	8.5	1965	12.1	2001	10.6	1983	9.1	2004	12.1	1983	11.1
31	1983	13.3	1977	13.2	1975	11.7	1987	13.0	1963	9.4	1991	6.6	1980	10.3	1977	2.9	1968	11.4	1972	7.7	1967	-0.4	1965	8.4	1987	12.1	1970	10.5	2004	9.1	1997	12.0	2006	11.0
32	1972	13.3	1972	13.1	2014	11.6	1975	13.0	1993	9.3	1961	6.6	1982	10.3	1994	2.8	1980	11.3	1995	7.6	1986	-0.5	1995	8.2	2005	11.9	1997	10.5	2001	9.0	1983	12.0	1963	11.0
33	1993	13.3	1961	13.0	1982	11.6	1983	12.9	1987	9.3	2014	6.5	1968	10.3	1986	2.8	1973	11.2	2009	7.6	1973	-0.5	2000	8.2	2014	11.7	1972	10.5	1961	9.0	1982	11.9	1996	11.0
34	1999	13.2	1969	13.0	1993	11.6	1995	12.9	1990	9.2	2000	6.5	1961	10.2	1987	2.7	1994	11.1	2004	7.6	1987	-0.6	1992	8.2	1997	11.7	1983	10.4	1991	8.9	1965	11.9	1982	10.9
35	2009	13.2	1965	12.9	1983	11.4	1968	12.9	1966	9.2	1972	6.4	2001	10.1	2004	2.7	2009	11.1	2000	7.5	1977	-0.6	1983	8.2	1988	11.7	1982	10.3	1988	8.9	1968	11.9	1971	10.8
36	1986	13.0	1990	12.9	2005	11.4	2005	12.8	1968	9.2	1969	6.3	1966	10.1	1973	2.7	1993	11.1	1982	7.5	1965	-0.9	1988	8.1	2000	11.6	1991	10.3	1997	8.9	1994	11.9	2004	10.6
37	1990	13.0	1980	12.8	1965	11.3	1966	12.8	2009	9.1	1993	6.1	1973	10.1	1995	2.6	1966	11.1	2014	7.4	2009	-0.9	1973	8.1	2001	11.6	1988	10.2	2005	8.9	2001	11.8	2001	10.6
38	1987	12.9	1983	12.8	1969	11.2	2014	12.8	1983	8.9	1989	6.0	1971	9.9	1969	2.6	1983	11.0	1987	7.3	1969	-0.9	1989	8.1	1966	11.5	2005	10.2	1971	8.9	1980	11.8	1988	10.6
39	1965	12.9	1968	12.7	2000	11.2	1973	12.7	1991	8.9	1970	5.9	2005	9.9	1990	2.5	2001	10.9	2001	7.3	1990	-1.0	2005	7.9	1980	11.5	1967	10.1	1982	8.8	1969	11.7	1973	10.5
40	1995	12.8	1966	12.6	2009	11.2	1980	12.7	2005	8.9	1983	5.9	2000	9.8	1967	2.4	2000	10.9	1990	7.1	1991	-1.1	2014	7.9	1977	11.4	1977	10.1	1995	8.7	1967	11.7	1967	10.5
41	1973	12.8	1986	12.6	1986	11.2	1990	12.5	1986	8.8	1994	5.7	1994	9.8	2005	2.3	1971	10.8	1993	7.1	2014	-1.1	1993	7.8	1991	11.4	1993	10.0	1996	8.5	2000	11.7	1991	10.5
42	1988	12.8	1975	12.6	1988	11.2	1969	12.3	1971	8.8	1985	5.6	1977	9.7	1965	2.2	2005	10.8	1977	7.1	1993	-1.2	1986	7.7	1973	11.4	1973	9.9	1967	8.4	1973	11.4	2005	10.5
43	1980	12.7	2001	12.5	1973	11.1	1971	12.2	2001	8.7	1968	5.4	1986	9.6	1988	2.2	1967	10.8	2005	7.0	1989	-1.2	1971	7.6	1983	11.3	2000	9.9	1963	8.4	1991	11.4	1985	10.3
44	1969	12.4	1988	12.5	1990	11.0	1976	12.1	1994	8.7	1977	5.3	1989	9.5	1991	1.8	1977	10.7	1991	6.9	2005	-1.3	1994	7.6	1982	11.2	1971	9.9	1985	8.4	1971	11.4	1977	10.2
45	1978	12.4	1973	12.4	1971	11.0	1988	12.1	1973	8.6	1965	5.2	1991	9.4	1993	1.8	1988	10.6	1989	6.8	1988	-1.4	1967	7.4	1990	11.1	1994	9.9	1993	8.1	1988	11.2	1993	10.1
46	1975	12.3	1989	12.3	1989	10.8	2001	12.1	1985	8.6	1986	5.1	1988	9.4	1989	1.7	1989	10.5	1973	6.7	2004	-1.6	1991	7.4	1971	11.0	1985	9.9	2000	8.1	2014	11.2	2000	10.1
47	1991	12.2	1976	12.0	2001	10.8	1986	11.9	2000	8.6	1978	4.9	1967	9.3	1980	1.7	1990	10.4	1967	6.7	1971	-1.7	1966	7.4	1993	11.0	1990	9.7	1974	8.0	1966	11.0	1994	9.9
48	1967	12.2	1991	12.0	1976	10.5	1991	11.8	1984	8.4	1966	4.8	1990	9.1	1971	1.6	1991	10.4	1978	6.6	1980	-1.7	1977	7.4	1967	11.0	2014	9.7	1977	8.0	1977	11.0	1974	9.8
49	2001	12.2	1971	11.8	1978	10.4	1978	11.6	1974	8.4	1990	4.8	1993	9.0	1976	1.5	1978	10.2	1971	6.4	1978	-2.0	1985	7.2	1994	10.9	1966	9.3	1984	7.9	1984	10.9	1966	9.6
50	1989	11.9	1985	11.6	1991	10.3	1974	11.6	1961	8.4	1973	4.6	1978	9.0	1978	1.5	1962	10.2	1988	6.4	2001	-2.5	1990	7.2	1978	10.6	1978	9.2	1990	7.8	1990	10.6	1978	9.6
51	1984	11.8	1967	11.4	1985	10.2	1989	11.6	1967	8.2	1984	4.5	1962	8.9	2001	1.5	1986	10.1	1976	6.4	1962	-2.6	1978	7.1	1962	10.1	1984	9.1	1962	7.8	1962	10.6	1984	9.5
52	1971	11.4	1974	11.3	1967	10.1	1967	11.4	1978	7.9	1967	4.3	1974	8.7	1962	0.8	1974	9.7	1985	6.0	1976	-2.7	1974	7.1	1974	9.9	1974	9.1	1978	7.7	1978	10.5	1990	9.5
53	1974	11.3	1978	11.3	1984	9.9	1985	11.2	1976	6.9	1962	4.2	1985	8.7	1974	0.8	1985	9.7	1962	6.0	1974	-3.0	1984	7.0	1976	9.9	1976	8.0	1994	7.5	1974	10.4	1962	9.3
54	1985	11.1	1984	11.2	1974	9.8	1962	11.0	2014	6.9	1974	3.9	1984	8.2	1985	0.5	1984	9.6	1984	5.7	1984	-3.1	1962	6.6	1985	9.8	1961	-	1966	7.3	1985	10.3	2014	9.2
55	1962	10.9	1962	11.1	1962	9.3	1984	10.5	1962	6.8	1976	3.0	1976	7.7	1984	0.4	1976	9.4	1974	5.6	1985	-3.2	1976	6.4	1984	9.3	1962	-	1976	6.4	1976	8.9	1976	8.3

Tab. 9 Poradie absolútnych mesačných (jún 2015) miním teploty vzduchu [°C] usporiadaných zostupne na vybraných staniciach SR od roku 1961
Order of absolute monthly (June 2015) minimum air temperature [°C] at selected meteorological stations of Slovakia since 1961

Por.č.	rok/year	BaK	rok/year	BaL	rok/year	Pie	rok/year	Hu	rok/year	Cad	rok/year	OrL	rok/year	Sli	rok/year	Cho	rok/year	Bol	rok/year	Tel	rok/year	LoS	rok/year	Pop	rok/year	Ke	rok/year	Tis	rok/year	Med	rok/year	Mil	rok/year	KnC
1	2003	12.5	2003	12.9	1979	11.0	1979	11.5	2007	7.8	2007	5.2	1979	9.2	1979	2.0	1979	11.1	1964	6.6	1979	-0.4	1979	7.5	1979	11.4	1998	9.1	2015	7.8	1979	10.9	1979	10.0
2	2007	11.0	2011	12.0	1964	10.2	2007	11.1	1979	7.7	2012	4.2	1964	8.2	2013	-0.2	2010	8.8	1992	5.6	1961	-3.4	2007	6.3	2008	10.9	2013	8.6	2013	7.3	1992	10.2	1998	9.3
3	1992	10.8	1992	10.5	1961	8.6	1964	10.9	2004	6.5	1979	4.0	2007	7.5	1992	-0.6	1964	8.6	2008	5.1	2010	-3.5	2008	5.5	1964	10.4	1979	8.2	1998	7.2	1999	9.8	2013	9.1
4	1964	10.5	1979	10.4	1992	8.4	1992	10.8	1980	6.3	1980	4.0	1998	7.0	2007	-1.0	1998	8.4	1979	4.9	2013	-3.5	1964	5.4	1992	9.3	1992	7.5	1975	6.3	1964	9.5	1975	8.4
5	2011	10.4	2007	10.2	2010	7.9	2003	10.4	1992	6.0	1998	4.0	2010	7.0	2014	-1.0	2008	8.1	2010	4.6	1995	-4.2	2004	5.4	2011	9.0	1964	7.2	1992	6.1	1972	9.2	1964	8.2
6	2014	10.2	2010	9.8	2003	7.8	2010	9.6	2011	5.7	2003	3.9	2008	6.5	1961	-1.1	2012	8.1	1998	4.5	1992	-4.4	2003	4.6	1999	8.8	1972	7.2	1979	6.0	2008	9.2	1972	7.2
7	1979	9.7	1969	9.7	2007	7.8	1998	9.4	2001	5.4	2013	3.2	1975	6.0	2015	-1.1	2007	8.0	2003	4.4	2008	-4.4	1981	4.5	1981	8.5	2012	7.2	2003	5.6	2010	9.2	1992	7.1
8	2010	9.7	2008	9.7	1981	7.4	2008	9.4	2003	5.4	2010	2.8	1992	6.0	1998	-1.2	2014	8.0	2007	3.8	2015	-4.4	1998	4.4	1995	8.4	2003	6.9	1972	5.5	1975	9.0	2007	7.1
9	1961	9.5	1961	9.6	2008	7.3	2004	9.3	1993	5.3	2004	2.6	2004	5.9	2003	-1.4	1992	7.5	1969	3.6	2007	-4.6	2012	4.3	2012	8.3	1989	6.6	2012	5.5	1998	8.8	2012	7.1
10	2002	9.5	2004	9.6	1970	7.2	2011	8.8	2010	5.2	2002	1.7	2011	5.9	2010	-1.5	1969	7.4	2012	3.5	1999	-4.7	1971	4.2	1972	8.2	2007	6.6	2007	5.4	2007	8.6	2008	6.9
11	2004	9.3	1964	9.4	2004	7.1	2013	8.7	1999	5.1	1964	1.5	2012	5.8	2011	-1.5	1972	7.4	1961	3.4	1969	-5.2	1972	4.1	2003	8.2	2008	6.6	1968	5.1	1981	8.3	2003	6.6
12	1990	9.0	2002	9.3	1968	7.0	2012	8.6	2002	5.0	1991	1.5	2013	5.6	2008	-1.6	1995	7.3	2013	3.2	2003	-5.6	1980	3.9	2010	8.1	2015	6.5	1964	5.0	1971	8.2	2011	6.3
13	2015	9.0	1988	9.2	1969	6.8	1972	8.5	2012	5.0	1992	1.5	2015	5.6	1968	-1.7	1993	7.2	1981	3.1	1965	-5.8	2010	3.7	1975	8.0	1975	6.4	2008	4.9	2013	8.1	1968	6.2
14	1963	8.5	1993	9.1	2014	6.8	1961	8.3	1969	4.8	1996	1.5	1981	5.5	1988	-1.8	2011	7.0	1999	3.1	1997	-5.8	2015	3.7	2007	7.9	1999	6.3	1999	4.6	1961	8.0	1980	6.2
15	1993	8.5	2014	9.1	1987	6.7	1965	8.2	1981	4.8	2011	1.5	1980	5.4	1991	-1.8	1961	6.9	1980	2.7	1991	-5.9	1993	3.6	2014	7.7	2011	6.1	1981	4.5	2015	8.0	1999	6.0
16	1983	8.4	1981	9.0	2012	6.7	1980	8.0	1998	4.8	1975	1.4	1972	5.3	2004	-1.9	2004	6.8	2011	2.7	2014	-5.9	2011	3.6	1961	7.5	2004	6.0	2004	4.5	1967	7.8	1981	5.9
17	1984	8.2	2015	9.0	1980	6.6	1995	8.0	2008	4.7	1971	1.3	2014	5.1	2002	-2.2	1980	6.6	1968	2.6	1967	-6.0	1995	3.4	1970	7.5	2014	5.9	2011	4.5	2004	7.7	1989	5.8
18	1969	8.1	1970	8.8	1995	6.5	1988	7.9	2013	4.7	2014	1.3	1961	4.9	1969	-2.3	1996	6.6	2004	2.5	2011	-6.0	2002	3.4	2006	7.2	1981	5.8	2014	4.5	1993	7.4	1967	5.7
19	1978	8.1	1999	8.7	1965	6.4	1981	7.7	1971	4.6	1961	1.2	1988	4.9	1999	-2.3	2013	6.4	2014	2.5	1978	-6.1	1992	3.3	2015	7.2	1967	5.7	1973	4.0	2003	7.4	2015	5.7
20	1981	8.1	2012	8.7	1998	6.4	1963	7.6	1972	4.6	1995	1.2	2003	4.9	1990	-2.5	2003	6.2	1993	2.4	1971	-6.3	1968	3.2	1980	7.1	1965	5.6	1961	3.7	2012	7.4	1965	5.6
21	1982	8.1	1998	8.5	2015	6.3	1969	7.6	1985	4.6	1969	1.0	1993	4.7	2012	-2.6	1978	6.0	2002	2.4	1981	-6.4	1969	3.2	2013	7.0	1968	5.3	1989	3.7	2014	7.2	1970	5.6
22	1965	8.0	2013	8.5	1988	6.1	2014	7.4	1964	4.5	1972	1.0	1968	4.6	1972	-2.7	1988	6.0	1991	2.3	1988	-6.4	1974	3.1	1971	6.9	1987	5.3	1980	3.6	1991	7.1	1961	5.5
23	1995	8.0	1972	8.4	1972	6.0	1983	7.3	1968	4.0	1988	1.0	1995	4.6	1980	-2.7	1999	5.8	1963	2.2	2002	-6.4	1999	3.1	1987	6.9	1996	5.3	2002	3.6	1995	7.1	2004	5.4
24	1996	8.0	1995	8.4	2002	5.8	1987	7.3	1988	4.0	1993	1.0	2002	4.2	1983	-2.8	1982	5.7	1971	2.2	1964	-6.6	1988	3.0	1998	6.9	2009	5.3	2009	3.2	1970	7.0	1969	5.3
25	1987	7.8	1968	8.2	2011	5.8	1993	7.3	1995	4.0	2009	1.0	2009	4.2	1971	-2.9	2015	5.6	1995	2.1	1980	-6.6	2013	2.7	2004	6.9	1971	5.0	1967	3.1	1997	6.9	1995	5.3
26	1991	7.8	1987	8.2	2013	5.5	2015	7.2	1996	4.0	2015	0.8	1971	4.0	1978	-3.1	1967	5.4	2015	2.1	1990	-6.6	2014	2.6	1969	6.7	1973	5.0	1987	3.1	1980	6.8	2002	5.3
27	2008	7.7	1996	8.1	1993	5.4	1978	7.0	2015	4.0	1981	0.6	1982	4.0	1964	-3.2	1968	5.4	1978	2.0	1968	-6.7	1982	2.4	1965	6.6	1969	4.9	1988	3.0	2005	6.8	1971	5.2
28	2013	7.7	1963	7.8	1976	5.0	2009	7.0	1975	3.6	1997	0.5	1963	3.9	1993	-3.2	1981	5.3	1983	1.8	1998	-6.8	1997	2.3	1988	6.5	1980	4.9	1969	2.8	2011	6.8	2014	5.1
29	1972	7.6	2000	7.7	1990	5.0	1999	6.9	1961	3.4	2008	0.2	1969	3.9	1976	-3.3	1965	5.2	2001	1.8	1972	-6.9	1961	2.1	2009	6.4	2010	4.7	1986	2.8	1969	6.6	1985	5.0
30	1994	7.6	1983	7.6	1994	5.0	2001	6.9	1997	3.4	1982	0.0	1986	3.7	1995	-3.3	1971	5.2	1972	1.7	1989	-7.3	2001	2.0	2005	6.2	1970	4.6	2005	2.7	1963	6.5	1986	5.0
31	2009	7.6	1994	7.6	2001	5.0	2002	6.9	1982	3.3	1999	0.0	1999	3.7	1996	-3.4	1989	5.0	1986	1.4	1993	-7.3	1994	1.9	1993	6.1	1997	4.6	1965	2.6	2002	6.5	1993	5.0
32	1966	7.5	2005	7.5	2005	5.0	1996	6.8	1974	3.2	2001	0.0	2005	3.6	1974	-3.5	2002	5.0	1988	1.4	1976	-7.4	2000	1.8	2002	6.1	1988	4.5	1993	2.6	2006	6.5	1973	4.9
33	1988	7.5	1971	7.3	1999	4.9	1991	6.7	1994	3.1	2005	-0.3	2000	3.5	2000	-3.5	1994	4.9	1970	1.0	1986	-7.6	1989	1.6	1986	6.0	1974	4.4	1971	2.5	1989	6.4	1988	4.7
34	1999	7.5	2009	7.3	1982	4.8	1982	6.6	1970	3.0	1985	-0.4	1983	3.4	2009	-3.5	1963	4.8	1994	0.7	1996	-7.6	1996	1.6	1996	6.0	1986	4.4	1974	2.5	2001	6.3	2010	4.7
35	2001	7.5	1965	7.2	2009	4.7	1994	6.5	1986	3.0	1962	-0.7	1984	3.4	1963	-3.6	1974	4.7	1974	0.6	1963	-7.8	1967	1.5	1989	5.9	2001	4.4	1978	2.5	1965	6.2	1997	4.5
36	2000	7.3	1980	7.2	1963	4.4	2000	6.5	2014	3.0	2000	-0.7	1965	3.3	1989	-3.6	1984	4.7	1975	0.6	1983	-7.8	1983	1.5	1968	5.8	2002	4.4	2001	2.4	1987	6.1	2009	4.3
37	1970	7.0	1982	7.1	1984	4.3	1976	6.4	2005	2.6	1978	-0.9	2001	3.3	1997	-3.7	1991	4.7	1982	0.6	2006	-8.0	1986	1.5	1963	5.6	2005	4.2	2010	2.4	1982	6.0	1996	4.1
38	1973	7.0	1990	7.1	2000	4.3	1973	6.1	1990	2.5	1963	-1.0	1973	3.2	1984	-3.8	1983	4.6	1984	0.6	2012	-8.0	2009	1.5	1978	5.6	1991	4.0	1970	2.2	1978	5.9	1978	4.0
39	1998	7.0	1985	6.9	1985	4.2	1986	6.1	1962	2.4	1974	-1.0	1996	3.2	2005	-3.9	2000	4.6	1989	0.6	1987	-8.1	1985	1.3	2000	5.5	1993	4.0	1997	2.0	1994	5.8	1991	4.0
40	1976	6.9	2001	6.8	1996	4.2	2005	6.0	1973	2.4	1989	-1.0	1978	3.1	1981	-4.0	1976	4.5	1996	0.6	2000	-8.1	2005	1.3	1966	5.4	1995	3.8	1985	1.9	1973	5.7	2005	3.8
41	1980	6.8	1978	6.7	1991	4.1	1989	5.6	1965	2.3	1973	-1.2	1974	3.0	2001	-4.0	1987	4.5	1966	0.5	1974	-8.4	2006	1.3	2001	5.4	1985	3.6	1991	1.9	1986	5.7	1974	3.5
42	2005	6.7	2006	6.7	1997	4.1	1970	5.4	1967	2.2	1994	-1.3	1985	3.0	1973	-4.2	2005	4.5	1965	0.4	2009	-8.4	1991	1.2	1973	5.1	1994	3.6	1995	1.8	1968	5.5	1983	3.4
43	1968	6.6	1974	6.5	1983	4.0	1990	5.4	1989	2.2	1968	-1.6	1991	2.9	1982	-4.2	1970	4.4	1976	0.4	2001	-8.5	1973	1.0	1997	5.1	2000	3.6	1982	1.6	1988	5.5	1962	3.3
44	1971	6.5	1989	6.4	1989	4.0	1975	5.2	1978	2.0	1983	-1.6	1967	2.7	1975	-4.3	2001	4.2	1997	0.4	1985	-8.8	1975	1.0	1991	5.0	1978	3.4	1962	1.5	2000	5.5	1982	3.3
45	1985	6.3	1973	6.3	1971	3.7	1985	5.2	1991	2.0	1986	-1.6	1962	2.6	1985	-4.3	1990	4.1	1973	0.3	2005	-8.8	1978	0.7	1976	4.9	2006	3.1	1994	1.5	1996	5.3	2001	3.3
46	1989	6.1	1967	6.0	1978	3.5	1968	5.1	2000	1.9	2006	-1.6	2006	2.6	1965	-4.4	2009	4.1	1985	0.3	1970	-8.9	1962	0.6	1974	4.6	1982	2.9	1996	1.5	1966	5.0	1994	2.9
47	2012	6.1	1976	5.8	1974	3.0	1971	5.1	2006	1.9	1967	-1.7	1990	2.5	2006	-4.8	1997	3.7	1990	0.3	2004	-8.9	1987	0.4	1967	4.5	1983	2.5	2006	1.2	1974	4.9	2000	2.9
48	1967	6.0	1975	5.6	1986	2.6	1974	4.6	1983	1.8	1987	-1.8	1976	2.3	1966	-5.0	1966	3.6	2009	0.2	1975	-9.0	1965	0.3	1994	4.4	1976	2.0	2000	1.1	1990	4.7	1987	2.6
49	2006	6.0	1986	5.4	2006	2.3	1962	4.5	2009	1.3	1990	-1.9	1966	2.0	1967	-5.0	1962	3.4	2005	0.1	1984	-9.0	1976	0.3	1983	3.8	1963	1.9	1983	0.7	1983	4.6	2006	2.5
50	1975	5.7	1991	5.4	1962	2.2	1967	4.4	1976	1.1	1965	-2.5	1989	2.0	1986	-5.0	1973	3.4	1962	-0.1	1966	-9.1	1970	0.0	1982	3.7	1966	1.5	1976	0.5	1962	4.5	1976	2.0
51	1974	5.5	1984	5.2	1966	2.0	2006	4.4	1987	0.7	1970	-2.5	1994	2.0	1994	-5.1	1985	3.2	2000	-0.1	1982	-9.1	1984	-0.5	1962	3.4	1990	1.1	1984	-0.4	1976	4.4	1966	1.7
52	1986	5.4	1962	4.8	1967	2.0	1984	4.3	1984	0.4	1976	-2.7	1987	1.6	1987	-5.6	1986	3.2	2006	-0.2	1994	-9.4	1990	-0.7	1990	3.2	1984	0.9	1990	-0.7	1985	4.4	1990	1.1
53	1997	5.3	1997	4.8	1973	1.6	1997	4.0	1966	0.0	1984	-2.9	1970	1.5	1970	-6.1	1975	3.0	1967	-0.7	1973	-10.0	1966	-0.8	1985	3.0	1977	-1.2	1963	-1.0	2009	4.2	1984	1.0
54	1977	5.1	1966	4.1	1975	1.6	1966	3.4	1963	-0.1	1966	-4.0	1997	1.0	1977	-7.3	2006	2.8	1987	-1.0	1962	-11.4	1963	-1.0	1984	2.9	1961	-	1966	-2.0	1984	4.0	1963	0.3
55	1962	3.4	1977	2.7	1977	1.4	1977	2.2	1977	-1.2	1977	-5.0	1977	-0.2	1962	-8.2	1977	0.6	1977	-4.2	1977	-12.4	1977	-2.9	1977	-0.4	1962	-	1977	-2.5	1977	0.0	1977	-1.2

Tab. 10 Poradie mesačných (jún 2015) trvaní slnečného svitu [h] na vybraných meteorologických staniciach SR od roku 1961
Order of the monthly (June 2015) sunshine duration [h] at selected meteorological stations of Slovakia since 1961

Por.č.	rok/year	BaK	rok/year	BaL	rok/year	Pie	rok/year	Hu	rok/year	Sli	rok/year	Cho	rok/year	Bol	rok/year	Tel	rok/year	LoS	rok/year	Pop	rok/year	Ke	rok/year	Tis	rok/year	Mil	rok/year	KnC
1	2003	344.9	2000	350.7	2000	355.5	2000	370.6	2000	356.0	2000	234.6	2000	354.8	2000	294.2	1994	227.0	2000	296.5	2000	314.0	2003	304.5	2000	309.1	2003	297.5
2	2000	344.3	2003	333.5	2003	317.5	2003	332.5	2003	307.2	2003	216.4	2003	328.7	1994	264.9	2000	221.6	2003	275.7	2003	298.1	2000	282.7	2014	297.6	2000	288.7
3	2014	322.1	2014	329.5	1976	315.4	2002	304.9	2002	284.5	1967	202.7	2002	296.2	1968	261.3	1976	216.9	1968	266.5	1968	293.5	2014	277.5	2003	291.9	1968	288.2
4	2002	310.5	1976	314.7	2014	304.1	1996	300.7	1996	282.5	1994	198.2	2007	292.0	1976	257.2	1961	196.4	2002	261.5	1976	286.2	1964	276.4	1976	289.1	1964	281.4
5	1976	299.8	2002	305.6	2015	293.9	1976	296.3	1994	280.4	1976	193.3	2005	284.4	1967	247.0	2003	191.0	2014	259.1	1994	281.8	2007	271.9	1992	285.9	2014	275.3
6	2015	297.0	1996	296.9	2006	290.6	2014	296.1	2007	270.8	1996	192.8	1994	283.5	2003	238.1	1965	190.1	2007	253.5	1992	278.0	1968	271.0	1968	284.8	1976	265.0
7	2011	293.1	2015	292.5	1996	288.8	2015	288.9	2005	267.4	1968	192.4	2014	282.8	1998	235.7	1967	185.6	1976	253.4	2014	277.8	2015	265.0	1961	276.1	2007	260.7
8	2008	286.8	2006	283.1	2002	282.1	1967	281.8	2006	267.2	2002	190.3	1993	282.3	2005	232.8	2002	185.2	1966	251.8	1964	274.7	2006	264.7	2007	273.5	1997	258.4
9	1996	286.1	1986	282.2	1986	280.9	2007	278.3	2008	255.4	2006	188.9	1976	277.2	1996	232.5	2010	184.6	1994	251.0	2007	273.5	1976	264.1	2006	272.9	2002	255.9
10	1986	285.4	2011	281.1	2005	277.3	2008	277.4	1976	255.0	2008	187.9	2008	275.3	2007	231.8	2005	184.5	2005	247.4	2005	267.0	2002	256.4	1996	269.6	2006	252.8
11	2006	284.6	2008	270.6	1978	274.1	1977	274.8	1997	253.3	2007	167.6	1968	274.4	2002	231.7	1996	182.4	2006	247.0	1996	266.8	1994	254.8	1994	266.5	1996	251.2
12	2005	277.5	1994	269.0	1983	273.8	2012	272.9	1970	246.3	2012	161.1	1997	273.2	1993	227.4	1968	180.3	1982	241.5	2006	264.5	1992	252.1	2002	265.9	1967	249.5
13	1967	275.9	2007	268.7	1994	272.0	2006	272.4	2014	244.8	2014	160.3	2006	272.3	2014	225.2	1966	177.5	1967	239.8	1967	262.1	1966	250.9	2011	264.4	1994	248.9
14	1977	270.4	2013	264.8	1967	271.7	2005	270.4	1968	243.4	1983	159.1	1998	266.3	2008	224.5	2015	175.9	2015	239.6	2002	261.3	2008	249.1	1977	263.0	1992	248.4
15	1991	267.8	1998	262.9	1977	268.8	1968	266.3	1998	242.0	2005	153.8	1996	264.8	1964	222.9	1991	174.0	1977	239.3	2008	261.3	1983	247.6	2005	262.4	1977	247.2
16	1978	267.5	2005	262.9	2008	267.9	1972	265.4	1983	241.7	1970	148.9	2012	263.8	1966	221.8	1998	173.6	2008	236.8	1977	261.2	2005	246.6	2008	262.1	1990	246.3
17	1998	264.0	1967	262.2	2007	262.9	1986	264.3	1967	241.3	1993	148.8	1987	263.2	1972	219.9	2008	172.2	1965	235.5	2015	253.8	1997	244.8	1967	254.5	1983	245.8
18	1968	262.7	1977	261.4	1961	258.9	1983	264.2	2010	241.2	1961	147.7	1967	256.6	1977	219.1	2007	168.4	1993	230.5	1966	253.7	1967	242.4	1997	253.3	2004	245.1
19	2007	261.9	1978	259.7	1968	257.5	1993	261.9	1993	239.4	1966	147.5	1970	252.7	1961	216.6	2006	161.1	1961	230.2	1997	250.4	1979	241.5	1999	251.1	1979	244.1
20	2012	260.9	2012	257.2	1982	256.2	1994	258.3	1977	237.3	2010	147.2	1972	249.6	1970	214.2	1964	160.5	1983	229.9	1972	249.7	1996	239.2	1964	251.0	1961	242.3
21	2013	258.5	1961	254.7	1991	252.6	2011	256.2	1966	236.6	1982	146.2	1983	244.4	1992	212.9	1997	160.1	2012	226.4	1983	247.6	1982	237.6	2004	249.7	1982	242.3
22	1994	257.4	1983	253.5	1972	252.2	1961	254.9	1972	235.3	1965	144.9	1964	242.8	2015	212.2	1970	158.5	1972	225.7	1993	247.6	2004	235.5	1979	249.3	2005	242.2
23	1982	257.2	1997	250.7	1997	248.9	1991	251.6	2015	233.2	2015	143.2	1991	242.8	1983	211.2	2014	157.7	1964	225.4	1979	247.1	2011	235.3	1995	245.6	2008	242.2
24	1983	256.8	1993	247.6	1966	247.8	1984	251.5	1982	229.4	1997	141.2	1977	241.1	2010	207.2	1982	155.7	1963	225.1	1999	246.9	1977	233.6	2012	245.0	1966	240.0
25	1961	256.5	1970	245.1	1964	245.5	1998	250.8	2012	228.3	1979	139.3	1986	236.3	1965	206.6	1983	154.7	2010	224.0	1961	246.6	1990	231.9	2013	243.1	1963	236.5
26	2010	255.8	1982	244.8	2011	244.8	1978	247.3	1986	228.1	2009	134.3	1979	235.8	1986	203.1	1993	153.4	1970	218.8	2012	243.8	1963	229.0	1987	241.3	1999	233.0
27	1972	254.7	2010	244.4	2010	243.5	2010	247.3	1961	225.0	1978	131.7	1966	235.3	2006	200.0	1995	152.0	2009	218.1	2011	243.5	2012	227.8	2015	241.2	1972	232.0
28	1988	254.3	1968	243.1	1970	241.8	2013	246.5	1992	224.5	1992	131.3	2004	233.0	2012	199.1	1987	151.6	1978	215.2	2013	240.6	1972	222.7	1993	240.6	2015	231.4
29	1964	252.2	1999	241.9	1979	240.7	1997	245.0	1965	223.3	1990	129.3	2015	232.3	2009	196.7	1977	149.3	2004	213.4	2004	237.8	1999	221.8	1963	239.3	1995	229.7
30	1997	245.1	1964	240.0	1998	236.4	1970	240.5	1964	222.7	1964	127.3	2001	231.3	1981	196.4	1984	143.0	1987	211.5	1995	235.2	1965	219.4	1966	237.7	2011	226.7
31	1984	243.5	1971	234.5	2012	235.3	1988	236.7	1987	222.5	1991	126.7	1982	229.5	2013	191.6	1962	141.3	1992	207.7	1963	234.3	1986	218.5	1986	235.8	1991	221.5
32	1993	241.8	1988	234.4	1992	233.5	1982	236.4	2001	221.6	1963	122.2	2011	228.6	1982	190.4	2013	141.3	1971	200.8	2010	234.1	1991	217.3	1981	232.5	1993	220.8
33	1999	241.3	2001	233.8	2013	232.2	2001	235.1	1995	217.5	1977	120.1	1984	228.0	2004	187.5	1999	140.5	1997	198.5	2009	228.7	1993	216.8	2010	231.4	2012	220.3
34	1966	240.2	1966	233.7	1993	231.4	1966	234.9	2004	215.8	1998	118.7	1990	227.8	1963	186.3	1963	139.8	1991	198.4	1987	227.0	1970	212.4	1982	229.2	2009	214.9
35	1970	236.4	1972	233.4	1965	226.7	1979	234.2	2009	214.9	2013	113.2	1992	225.7	1987	185.6	1992	139.5	2013	198.2	1970	226.7	1995	209.6	1983	229.0	1965	213.1
36	1971	235.8	1979	232.7	1962	218.2	1973	232.7	1981	214.0	1981	110.6	2010	225.2	1979	184.3	1981	139.0	1984	197.7	1981	224.1	2013	206.6	2009	227.6	1981	213.1
37	2004	233.9	1965	230.2	1973	217.9	1971	232.2	1963	213.9	1999	109.6	1973	223.4	1991	181.6	1990	136.7	1981	196.6	1991	224.0	1981	204.5	1990	220.8	1970	212.2
38	1990	231.7	1975	229.4	1975	217.4	1965	232.1	1991	211.1	2004	102.5	2009	222.2	1978	181.4	2012	131.5	1996	196.5	1982	221.5	2009	202.9	1972	218.5	1978	207.3
39	2009	231.5	2004	226.7	1984	217.0	1987	230.5	1999	205.3	1973	102.2	1981	221.4	1971	180.9	1973	129.6	2011	191.5	1998	220.2	1971	198.9	1991	216.9	1998	207.1
40	2001	231.4	1963	224.1	1963	215.9	1963	229.5	1979	204.7	1984	101.6	1988	219.2	1999	180.1	1986	128.0	1979	186.8	1973	219.1	1987	198.3	1965	211.8	2013	206.4
41	1981	230.5	1984	223.7	2004	213.3	1981	227.9	1978	202.0	1995	100.4	1965	218.7	1984	170.7	1978	125.9	2001	186.5	1986	217.3	1998	198.1	1998	205.9	1987	203.2
42	1962	229.8	2009	222.7	1981	213.1	1975	226.5	2011	200.7	2001	99.7	1978	216.8	1997	169.7	2004	118.6	1962	180.8	1965	212.2	1978	197.0	2001	191.1	2010	202.8
43	1963	227.7	1980	219.5	1988	212.3	1990	226.3	1973	199.0	1986	97.0	1971	215.4	1990	165.1	1972	114.9	1998	180.1	2001	210.4	1973	195.5	1962	189.0	1971	199.0
44	1979	226.5	1995	216.7	1971	212.1	1964	224.1	2013	198.5	1972	92.4	1980	212.9	1973	160.7	1988	113.1	1986	179.3	1990	208.2	2010	193.2	1978	189.0	1986	197.1
45	1975	225.3	1991	215.9	1999	207.3	2004	217.3	1975	197.9	2011	92.4	1995	209.0	1995	159.7	1975	109.2	1974	175.8	1975	199.1	1984	187.2	1984	188.0	1973	195.9
46	1992	223.9	1981	214.2	1989	206.9	1992	214.8	1984	196.1	1975	87.7	1999	204.9	1988	158.2	1974	107.1	1980	172.4	1978	198.8	1988	182.1	1988	185.2	1984	177.9
47	1987	222.6	1962	214.0	2009	206.5	1980	212.5	1971	196.0	1962	85.8	2013	202.8	2011	155.2	2009	107.0	1995	172.1	1984	188.8	2001	167.3	1975	182.9	2001	172.6
48	1989	221.4	1987	203.1	1980	206.4	1962	212.3	1988	194.0	1974	85.2	1975	192.6	1975	155.0	1985	101.8	1990	170.0	1971	187.4	1969	151.0	1970	180.1	1962	171.5
49	1965	216.6	1992	196.7	1995	205.7	1989	209.3	1990	185.5	1989	78.6	1985	173.4	1980	152.0	2001	101.7	1973	168.7	1962	178.5	1975	146.3	1989	177.5	1975	168.4
50	1980	213.7	1973	196.6	2001	201.3	1999	207.8	1980	178.4	1971	78.3	1989	162.9	2001	150.7	1979	100.4	1999	166.7	1969	165.1	1980	141.3	1973	170.5	1988	166.7
51	1995	211.8	1990	191.4	1987	199.0	1995	207.7	1962	172.1	1985	75.5	1974	155.3	1962	149.6	1980	95.8	1988	153.4	1988	158.6	1974	133.0	1971	161.7	1989	154.9
52	1985	204.7	1989	189.3	1974	192.2	1985	203.1	1989	169.5	1980	68.3	1969	153.8	1974	135.9	1971	94.0	1985	144.6	1974	153.2	1989	128.0	1969	149.7	1969	149.9
53	1973	193.7	1974	182.2	1990	190.4	2009	199.0	1969	159.5	1987	67.8	1961	-	1985	133.0	1989	87.7	1969	135.2	1989	151.3	1985	119.0	1980	146.8	1980	148.0
54	1969	189.9	1985	182.0	1969	186.8	1974	189.7	1974	152.4	1969	66.4	1962	-	1969	119.9	2011	80.1	1975	132.5	1980	148.1	1961	-	1985	143.5	1974	132.4
55	1974	180.1	1969	171.9	1985	172.2	1969	183.4	1985	145.6	1988	66.4	1963	-	1989	119.3	1969	68.6	1989	100.6	1985	144.0	1962	-	1974	110.6	1985	125.0

Tab. 11 Poradie mesačných (jún 2015) úhrnov atmosférických zrážok [mm] na vybraných meteorologických staniciach SR usporiadaných zostupne od r. 1961
Order of the monthly (June 2015) precipitation totals [mm] sorted downwards at selected meteorological stations of Slovakia since 1961

Por.č.	rok/year	BaK	rok/year	BaL	rok/year	Pie	rok/year	Hu	rok/year	Cad	rok/year	OrL	rok/year	Sli	rok/year	Cho	rok/year	Bol	rok/year	Tel	rok/year	LoS	rok/year	Pop	rok/year	Ke	rok/year	Tis	rok/year	Med	rok/year	Mil	rok/year	KnC
1	1969	181.7	1969	166.2	1979	171.1	1961	128.3	1969	193.0	1965	220.3	2010	170.8	2011	221.9	1965	190.9	2013	222.4	2006	285.4	1973	212.6	1965	182.0	1979	206.3	1974	217.0	1995	181.6	1973	206.1
2	2011	150.9	1999	134.7	1975	164.1	1999	124.6	1965	180.1	1974	203.8	1964	162.7	1965	216.8	1995	182.1	1975	219.3	2001	260.8	1965	160.7	2006	161.0	1974	193.7	1973	189.6	1974	153.7	1974	192.4
3	1966	144.9	1963	129.0	1999	161.5	2010	122.3	1987	171.1	1971	188.9	2011	149.2	1981	212.1	1999	145.7	1989	189.3	1973	256.2	2010	155.0	1995	146.4	1985	153.0	1982	170.5	1973	138.8	1985	144.3
4	1995	136.6	1971	127.9	2011	143.1	2004	112.0	1989	169.6	2004	172.6	2008	130.3	1966	206.0	1989	141.8	1981	182.6	1965	241.5	1999	139.3	1989	145.4	2009	150.4	2001	165.9	2011	111.9	1980	141.9
5	2008	135.4	2011	127.8	2012	142.9	1989	103.9	1974	169.5	1964	169.6	1965	118.0	1986	198.0	2010	132.9	1965	179.7	1996	222.1	1989	138.5	2008	133.5	2007	147.0	2013	162.3	1975	106.7	1966	141.6
6	1999	132.7	1965	127.3	1986	140.9	1975	99.7	1998	151.7	2001	169.1	2004	117.6	1973	197.3	2008	131.7	1973	176.5	1999	206.8	1995	133.1	1992	133.4	1973	146.1	1980	161.8	1971	102.0	1989	136.0
7	1975	125.6	1975	116.1	1961	118.6	1998	97.5	1961	150.3	1995	163.9	1999	115.4	1989	191.3	1975	118.4	2006	175.6	2013	205.8	2009	124.7	1973	131.5	1999	141.5	2007	154.6	1965	96.7	1982	134.9
8	1965	118.1	1966	109.7	2010	110.6	1995	92.9	1968	147.1	1985	159.4	1985	115.2	1996	190.8	2013	118.3	1964	166.7	1989	190.5	1985	123.7	2010	127.1	2006	135.1	1981	147.0	1980	96.1	2008	126.1
9	1971	104.5	1995	94.0	1995	109.3	1969	92.0	2004	145.7	1984	158.3	2009	112.4	2013	189.1	1970	110.2	2010	165.2	2009	184.6	1970	118.1	1970	124.2	2010	129.5	1965	142.2	2006	95.7	1965	123.6
10	1963	103.1	2008	91.5	2002	103.4	1965	88.2	1971	142.5	1966	156.8	1966	112.2	2009	188.7	2006	110.1	2011	163.5	1964	182.7	2013	118.0	1988	120.5	2012	125.7	1985	140.9	2010	91.6	2006	121.4
11	1979	94.1	2013	85.4	2004	101.4	1973	87.7	1975	140.2	2002	156.7	1974	109.9	2010	177.5	1978	107.5	1995	163.0	2011	180.6	1961	116.4	1974	117.3	1982	125.3	1998	137.4	1998	89.9	1984	119.3
12	2009	91.9	1991	83.6	1969	98.8	2008	83.3	1999	138.9	1998	156.0	1975	109.1	1999	176.8	1973	107.3	1998	156.2	1995	178.2	1974	115.4	1985	116.8	1969	121.1	1971	128.7	1997	88.4	1983	114.4
13	1985	87.5	1992	82.7	1965	96.9	1981	82.1	1964	135.6	2012	154.0	1982	107.4	2004	173.8	1969	106.4	1985	150.1	1975	173.7	2004	113.4	1982	115.3	1995	119.8	1992	118.3	1989	85.8	1995	110.5
14	1991	87.3	1979	82.1	2006	95.5	1988	81.5	1995	133.4	1994	151.7	1997	105.0	2001	170.2	2004	102.3	1967	148.1	1974	172.3	1972	110.6	1980	111.6	2013	114.9	1966	117.8	2001	82.6	2012	109.0
15	2006	86.7	2009	79.8	1992	93.0	1992	81.1	1985	131.4	2011	148.9	1989	104.0	2012	167.9	1972	101.3	1970	146.2	2005	171.9	1967	110.3	1981	111.6	1966	109.0	2012	116.2	2009	82.5	2013	108.9
16	1974	86.4	1961	78.1	1989	91.2	1986	80.4	1979	130.1	1961	144.5	1981	102.9	1972	163.8	1993	99.5	1961	145.2	1962	171.7	2006	105.7	2004	111.0	1980	105.6	1979	114.3	1985	82.2	1981	101.6
17	1987	83.5	1985	77.6	1974	88.8	1980	76.8	2012	127.0	1991	144.4	2013	102.9	1974	163.1	1967	98.0	1980	144.9	2000	170.5	1968	103.9	1997	106.1	1970	103.7	2009	114.1	1981	81.0	1990	101.6
18	2004	83.4	1980	73.3	1966	88.3	1963	72.4	1963	125.6	2010	141.0	1967	102.6	1964	160.8	1980	93.1	2009	143.9	1980	168.7	1981	103.9	1975	104.3	1972	103.2	1969	114.0	2013	78.2	1971	101.3
19	2010	82.8	2004	70.7	1998	86.2	1979	69.4	2001	125.5	1999	140.4	1971	101.9	1975	159.9	1986	91.6	2012	139.3	1963	163.2	1991	96.3	2007	103.6	1975	102.7	2010	110.9	1966	77.8	2001	97.4
20	1996	80.2	2007	69.8	1968	83.2	2013	64.5	1966	120.8	1978	135.7	1980	100.1	2007	152.0	2007	84.7	1969	138.1	1988	159.0	1980	95.5	2011	100.1	1984	102.7	1984	106.3	1963	74.3	2011	97.0
21	1968	78.6	1974	69.3	1971	82.9	1966	63.0	1972	119.5	1967	131.6	2012	98.5	1980	151.8	1974	82.0	1999	132.3	1971	157.4	1979	94.0	1991	93.2	1981	101.8	1972	104.5	2004	73.0	2004	93.2
22	1980	77.4	1973	67.6	2013	82.4	2011	63.0	1984	118.6	1989	129.3	1979	97.9	1969	149.8	1979	80.8	2008	126.5	1993	155.8	2001	93.3	1999	92.6	2001	100.4	1995	104.2	2007	72.1	1972	88.9
23	1961	74.0	2010	62.3	1963	81.2	2009	62.2	1997	116.5	1997	127.2	1991	95.3	1963	148.9	1981	80.8	2005	123.8	1961	155.0	2011	89.3	1969	90.4	1992	96.5	2008	101.9	1970	68.2	2009	88.9
24	1992	73.1	1964	61.3	1964	79.6	1964	61.5	1993	114.2	1962	126.1	1963	93.6	1985	148.6	1964	79.1	1979	121.9	2010	154.6	1971	87.0	1984	89.9	1998	96.4	1993	100.2	1982	67.6	2010	87.4
25	1997	71.9	1967	60.3	1985	78.6	2012	58.9	2013	114.0	1969	123.6	1995	93.3	1998	142.3	1983	75.4	1997	121.7	2007	150.8	2012	86.6	2009	88.7	1989	95.3	2011	97.2	2000	65.7	1997	87.2
26	1986	71.7	1987	59.9	1980	78.0	1983	58.7	1980	109.8	1996	121.4	1970	91.2	1970	138.5	1985	75.2	1963	117.7	2002	150.5	1986	86.0	2002	88.6	1965	93.2	2006	96.5	1967	64.8	1969	85.8
27	2013	70.8	1983	59.4	1996	74.5	1990	57.4	1981	106.5	1982	120.5	1962	89.5	1967	136.3	2012	71.2	1984	116.5	1981	147.6	2007	84.1	1966	83.7	1967	84.5	1961	94.9	1978	64.6	1978	85.8
28	1983	68.9	1996	56.8	2009	66.9	2007	56.9	2007	105.6	2006	119.1	1972	88.4	1993	132.8	1982	69.3	1974	116.2	1982	141.4	2000	81.7	2012	83.1	1988	83.9	1991	94.9	2002	64.2	1968	84.4
29	2002	66.1	2006	56.6	1987	66.0	1985	56.0	2014	102.5	1981	117.6	1986	85.0	1995	132.5	2011	68.2	1978	115.9	1985	138.8	1975	81.5	2013	82.8	1971	83.6	2002	92.9	1979	63.0	1977	83.1
30	1998	63.8	1981	55.8	1970	65.5	1978	54.9	1962	101.8	1968	116.4	1996	81.7	1961	131.6	1992	67.9	1996	115.5	2004	136.3	1990	79.5	1971	82.0	2002	82.3	1970	89.4	2005	61.2	1998	83.1
31	1982	62.8	1986	53.9	1983	62.7	2005	54.3	1996	101.1	1980	116.0	1984	79.8	1984	130.4	1966	67.4	1971	114.1	1979	133.4	1997	78.2	2005	81.3	2005	80.1	1989	87.5	2008	61.0	1988	82.0
32	1964	57.1	1982	53.7	1988	60.9	1971	53.7	2000	100.8	2009	114.4	2006	77.5	2002	125.5	1990	67.0	1986	114.0	1998	128.3	1993	77.6	1972	80.1	2004	73.3	1996	83.2	1984	60.4	1975	79.1
33	1973	56.8	1997	53.2	1991	57.8	1993	51.7	1983	99.2	1993	113.6	1998	75.7	1979	124.9	1997	65.4	1968	106.3	1970	127.8	1969	77.3	1979	79.3	2008	73.2	1978	80.7	2012	59.8	1979	78.5
34	1990	53.7	1978	45.9	2007	57.3	2006	49.1	2010	98.5	2008	112.8	1973	72.2	2006	120.5	2009	65.3	1988	105.5	1969	126.5	2002	76.6	1978	78.3	1991	72.3	1983	80.7	1988	59.2	1967	77.8
35	1989	53.6	1998	43.7	1972	55.8	1974	46.8	1986	96.4	1979	111.9	1978	69.0	1962	117.5	1984	61.7	1982	104.5	1997	123.3	1964	76.4	1963	76.8	1987	68.1	1975	79.7	2003	56.8	1987	76.1
36	1993	50.5	1993	42.0	2008	51.8	1991	41.1	1991	96.4	1975	110.0	1977	68.5	1982	116.5	1991	59.6	1991	103.4	1994	123.1	1962	74.6	1998	66.8	1993	67.9	2005	77.8	1990	56.7	2007	75.3
37	2007	49.5	2014	39.7	1997	51.7	1970	40.7	1970	95.6	1987	107.1	2002	65.3	1991	113.7	1988	56.7	2014	102.9	2012	122.8	2014	73.4	1986	62.8	1996	64.0	1999	71.2	1992	55.8	1993	75.1
38	2012	48.1	1972	39.0	1993	49.2	2002	39.4	2002	95.6	1988	107.0	1968	62.9	1978	112.3	2002	51.6	2007	100.6	1978	118.8	1966	70.8	2001	61.7	1986	60.7	1962	71.1	1968	55.6	2005	73.9
39	1972	47.6	2002	37.9	1973	46.9	1968	38.8	1982	92.3	2014	104.3	1993	61.0	1971	110.2	1998	51.0	2001	99.9	1986	116.2	1978	69.4	2014	61.4	1978	54.0	1988	71.0	1972	53.2	1999	73.8
40	1970	47.1	1977	37.7	1981	45.5	2003	38.4	2009	91.4	1970	103.5	1969	56.9	1968	103.8	2014	50.3	2000	95.6	2014	113.8	1992	67.1	1987	60.1	1994	53.7	2004	70.8	1983	52.4	1970	71.6
41	1967	46.8	2003	36.7	1967	41.4	1996	37.8	2008	89.7	1963	100.6	1983	55.3	2015	102.4	1987	48.5	1992	92.5	1992	112.4	1996	63.2	1967	57.5	1997	49.9	2000	69.8	1962	51.8	1986	70.2
42	1984	42.1	2012	36.6	1984	38.8	1994	34.8	1978	85.4	1983	100.0	2001	55.2	2000	89.9	1963	47.8	2002	91.3	1967	111.1	1982	63.1	1983	55.5	1977	48.5	1987	67.7	2015	49.0	2015	68.6
43	1988	40.1	1989	36.1	1994	38.2	1962	33.7	2006	83.9	2013	98.6	1961	52.2	1997	89.2	2001	46.1	1983	91.1	1987	106.6	1998	61.5	2000	54.8	2014	48.4	1977	66.1	1969	48.5	2002	64.9
44	2014	39.2	2001	35.7	1990	37.9	1987	33.0	2011	81.0	1986	98.2	1994	51.0	1987	87.6	1994	41.4	2004	85.4	1972	105.9	1988	60.0	1996	52.6	2011	47.3	1967	65.7	1961	47.0	1962	61.4
45	2005	37.8	1984	35.6	2000	37.5	1997	32.3	1967	78.6	2005	97.5	1990	50.8	1988	85.7	2005	40.0	1972	84.6	1966	103.6	1984	56.2	2003	43.4	2000	43.5	1986	65.7	1987	43.3	1996	60.8
46	1981	37.6	1968	33.8	2001	35.6	1972	30.9	1988	76.9	1972	92.1	1992	50.4	1990	83.9	1961	38.5	1994	83.2	1983	96.3	1987	54.4	1990	42.2	1983	40.0	1990	63.8	1977	41.2	1964	56.1
47	2001	37.6	1990	30.7	2014	34.9	2001	30.7	1992	74.3	2007	91.4	1987	48.5	2008	76.0	1977	34.7	1987	82.3	1984	92.4	1983	53.8	1961	41.1	1990	38.4	2003	62.3	1991	40.3	1961	55.4
48	1976	36.0	1994	29.9	1982	30.3	1984	30.1	1994	72.3	2000	84.2	2000	44.6	2014	75.1	1971	30.2	1990	75.9	1991	91.8	2005	52.0	1964	37.8	2015	37.9	1997	61.5	1986	36.8	2000	49.4
49	2003	33.8	1988	28.0	2003	26.9	1967	29.6	1977	72.0	1977	80.3	2014	43.0	2005	74.7	2000	29.2	1993	75.6	1977	88.0	1994	51.6	1993	37.3	1963	36.5	1994	59.7	1976	36.1	2014	48.6
50	2015	33.6	1976	26.7	2005	26.1	1976	29.6	1990	67.9	1976	60.8	2007	35.1	1994	68.7	1996	25.8	1966	74.9	1968	85.1	2015	47.5	1976	36.2	1964	35.9	2014	59.2	1999	34.3	1992	46.1
51	1978	32.6	2005	22.4	1978	22.7	2014	28.4	2005	65.4	1990	60.0	1988	31.4	1983	66.8	2003	20.4	2015	64.4	2003	83.1	1963	39.2	1962	32.5	1968	35.5	1963	51.8	1993	33.7	1976	44.3
52	2000	29.5	1970	21.3	1976	22.4	1982	28.1	2003	52.8	1973	55.1	2015	26.0	1992	61.3	1968	19.7	1962	60.3	2008	82.5	1977	35.6	1977	25.8	2003	27.9	1968	51.3	1994	29.5	1991	42.2
53	1994	28.9	2000	17.8	2015	16.7	2015	16.4	1973	45.2	2015	47.0	1976	16.7	2003	55.0	2015	18.8	2003	37.4	2015	63.1	2008	34.9	2015	25.3	1976	21.8	1964	33.9	1964	25.0	1963	41.0
54	1977	20.9	2015	15.2	1962	13.9	1977	14.8	1976	45.2	1992	42.9	2005	16.3	1976	46.4	1976	17.5	1976	35.5	1990	60.6	2003	32.8	1994	24.8	1961	-	1976	33.6	1996	23.9	1994	39.3
55	1962	18.6	1962	12.3	1977	12.6	2000	4.7	2015	30.6	2003	42.5	2003	11.7	1977	32.3	1962	14.9	1977	33.7	1976	55.1	1976	21.6	1968	24.3	1962	-	2015	23.5	2014	22.9	2003	34.5

Poloha klimatických meteorologických staníc na Slovensku
Location climatological meteorological stations in Slovakia

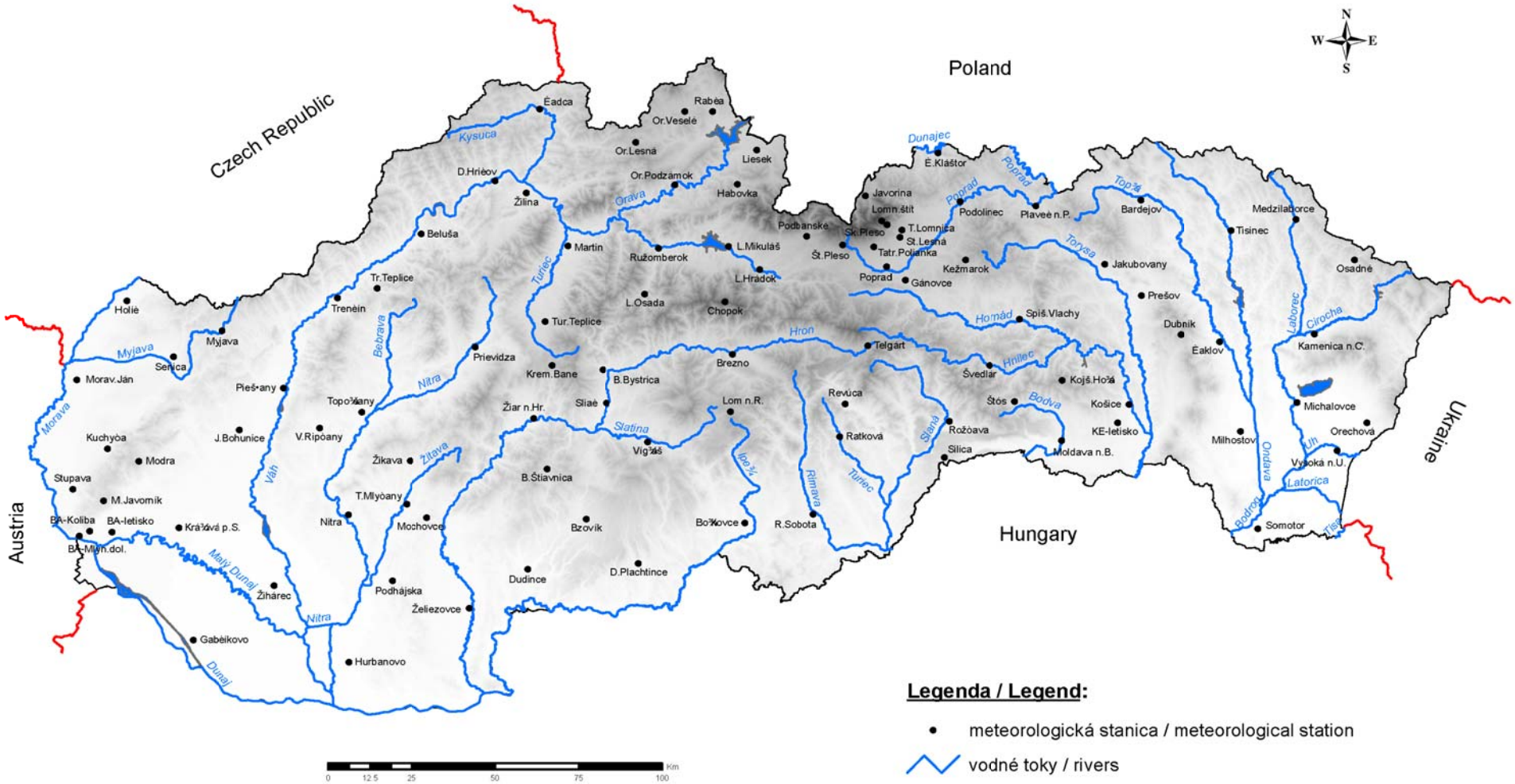

Vydal: Slovenský hydrometeorologický ústav
Zostavil: RNDr. O. Bochníček PhD., Ing. P. Ondruška

Príspevky autorsky pripravili:
Mgr. P. Beránek, RNDr. O. Bochníček PhD., RNDr. P. Faško CSc.,
RNDr. Ľ. Jančovičová, Mgr. P. Kajaba, RNDr. J. Kaňák,
Mgr. P. Matejovič PhD., Mgr. O. Mišaga, Ing. P. Ondruška,
Mgr. M. Švec, RNDr. A. Vinceová
v spolupráci s ďalšími pracovníkmi ÚMS SHMÚ
Tel.: 004212/5477 2004
Fax: 004212/5477 2034

ISSN 1338-7170

Issued by: Slovak Hydrometeorological Institute
Compiled by: RNDr. O. Bochníček PhD., Ing. P. Ondruška

Contributions were prepared by authors:
Mgr. P. Beránek, RNDr. O. Bochníček PhD., RNDr. P. Faško CSc.,
RNDr. Ľ. Jančovičová, Mgr. P. Kajaba, RNDr. J. Kaňák,
Mgr. P. Matejovič PhD., Mgr. O. Mišaga, Ing. P. Ondruška,
Mgr. M. Švec, RNDr. A. Vinceová
Phone: 004212/5477 2004
Fax: 004212/5477 2034

ISSN 1338-7170

SLOVENSKÝ HYDROMETEOROLOGICKÝ ÚSTAV
JESÉNIOVA 17
833 15 BRATISLAVA

Cena 3.92 € - 1 výtlačok

SLOVAK HYDROMETEOROLOGICAL INSTITUTE
JESÉNIOVA 17
833 15 BRATISLAVA

Price 3.92 € per 1 copy